

Product data sheet

Characteristics

2033CC2-WE

2000 Series, Room Access Card Operated Switch 250VAC, 1 x 16A/1 x 10A



Main

Range of product	Series 2000
Product brand	Clipsal
Device presentation	Basic element with full cover plate





Complementary

Switch function	1-way 2-way
Local signalling	without
[Ue] rated operational voltage	250 V AC
Rated current	16 A
Load type	Fluorescent 16 A LEDi lamp 250 W
Marking	Without marking
Actuator	Room access card

Packing Units

Unit Type of Package 1	PCE
Number of Units in Package 1	1
Package 1 Height	3.5 cm
Package 1 Width	7.6 cm
Package 1 Length	11.6 cm
Package 1 Weight	0.096 kg

Offer Sustainability

REACH Regulation	 REACH Declaration
EU RoHS Directive	Compliant  EU RoHS Declaration
Mercury free	Yes
China RoHS Regulation	 China RoHS Declaration
RoHS exemption information	 Yes

The information provided in this documentation contains general descriptions and/or technical characteristics of the performance of the products contained herein. This documentation is not intended as a substitute for and is not to be used for determining suitability or reliability of these products for specific user applications. It is the duty of any such user or integrator to perform the appropriate and complete risk analysis, evaluation and testing of the products with respect to the relevant specific application or use thereof. Neither Schneider Electric Industries SAS nor any of its affiliates or subsidiaries shall be responsible or liable for misuse of the information contained herein.