

## Product data sheet

### Characteristics

# 30-WE

## SWITCH 1 GANG ARCHITRAVE 1 WAY / 2 WAY 10A 250V








### Main

Range of product	Standard Series
Product brand	Clipsal
Device presentation	Basic element with full cover plate and grid

### Complementary

Switch function	1-pole
Actuator	Rocker
Number of rocker	1
Number of poles	1
Device mounting	Flush
Fixing mode	By screws
Local signalling	without
[Ue] rated operational voltage	250 V AC
Rated current	10 A
Marking	Without marking

### Offer Sustainability

Sustainable offer status	Green Premium product
REACH Regulation	 <a href="#">REACH Declaration</a>
EU RoHS Directive	Compliant  <a href="#">EU RoHS Declaration</a>
Mercury free	Yes
RoHS exemption information	 <a href="#">Yes</a>
China RoHS Regulation	 <a href="#">China RoHS Declaration</a>
Environmental Disclosure	 <a href="#">Product Environmental Profile</a>

The information provided in this documentation contains general descriptions and/or technical characteristics of the performance of the products contained herein. This documentation is not intended as a substitute for and is not to be used for determining suitability or reliability of these products for specific user applications. It is the duty of any such user or integrator to perform the appropriate and complete risk analysis, evaluation and testing of the products with respect to the relevant specific application or use thereof. Neither Schneider Electric Industries SAS nor any of its affiliates or subsidiaries shall be responsible or liable for misuse of the information contained herein.