


Product data sheet

Characteristics

5500NAC

C-Bus® Network Automation Controller, BACnet, Modbus, IP, 6M Din Mount, 24V DC



Main

Range	C-Bus
Product name	C-Bus Automation Controller
Product or component type	Logic controller

Complementary

Communication port protocol	C-Bus RJ45 (2000 devices) BACnet IP RJ45 (500 devices) Modbus RTU terminal block RS485 (31 devices) IP (Internet Protocol) RJ45 Serial link terminal block RS232 Modbus TCP RJ45
[Us] rated supply voltage	24 V DC
Power consumption in W	2 W
LED indicator	LED (green/red) for power LED (green/red) for status indication LED (green) for relay output (REL) LED (multi-colour) for input status LED (multi-colour) for RS232 link activity LED (multi-colour) for serial link communication (RS485, RX, TX) LED (green) for C-Bus status LED (green/yellow) for Ethernet link
Port Ethernet	10BASE-T/100BASE-TX
Number of port	1 USB 2.0 type A 1 USB 1.1 type B 1 RS232 (serial link) 1 RS485 (Modbus) 2 RJ45 (C-Bus) 1 RJ45 (Ethernet)
Control type	Remote control Smartphone or tablet RESET push-button By touch panel By web browser RESET push-button cold restart Local control
Web services	Web server
Web server	BMS controller compatible
Function available	Visualisation Updateable software
Number of inputs	1 dry contact
Input impedance	2.2 kOhm closed 6.9 kOhm opened
Number of outputs	1 relay changeover

The information provided in this documentation contains general descriptions and/or technical characteristics of the performance of the products contained herein. This documentation is not intended as a substitute for and is not to be used for determining suitability or reliability of these products for specific user applications. It is the duty of any such user or integrator to perform the appropriate and complete risk analysis, evaluation and testing of the products with respect to the relevant specific application or use thereof. Neither Schneider Electric Industries SAS nor any of its affiliates or subsidiaries shall be responsible or liable for misuse of the information contained herein.

Output voltage	24 V DC 1 A for relay 48 V AC 1 A for relay
Connections - terminals	Power supply: screw terminal 3 cable(s) 1.5 mm ² LED lamp: screw terminal 2 cable(s) 1.5 mm ² Relay digital output: screw terminal 3 cable(s) 1.5 mm ² Digital input: screw terminal 2 cable(s) 1.5 mm ² RS232 link: screw terminal 3 cable(s) 1.5 mm ² RS485 link: screw terminal 5 cable(s) 1.5 mm ²
Mounting support	DIN rail
Total number of 18 mm modules	6
Height	108 mm
Width	93 mm
Depth	63 mm




Environment

Ambient air temperature for operation	-5...45 °C
Operating altitude	<= 2000 m
Relative humidity	10...90 %
IP degree of protection	IP20
Standards	AS/NZS CISPR 22 EN 55022 class A

Packing Units

Unit Type of Package 1	PCE
Number of Units in Package 1	1
Package 1 Height	10 cm
Package 1 Width	11.5 cm
Package 1 Length	16 cm
Package 1 Weight	0.34 kg
Unit Type of Package 2	CAR
Number of Units in Package 2	8
Package 2 Height	20.6 cm
Package 2 Width	22.8 cm
Package 2 Length	33 cm
Package 2 Weight	2720 g
Unit Type of Package 3	PAL
Number of Units in Package 3	128
Package 3 Height	97.4 cm
Package 3 Width	80 cm
Package 3 Length	60 cm
Package 3 Weight	43520 g

Offer Sustainability

Sustainable offer status	Green Premium product
REACH Regulation	 REACH Declaration
EU RoHS Directive	Compliant  EU RoHS Declaration
Mercury free	Yes
RoHS exemption information	 Yes
China RoHS Regulation	 China RoHS Declaration
Environmental Disclosure	 Product Environmental Profile
Circularity Profile	 End Of Life Information