

Product data sheet

Characteristics

A9C20843

contactor iCT - 3 poles - 3 NO - 40 A - 220..240 V AC



Main

Range of product	Acti 9
Product name	Acti 9 iCT
Product or component type	Contacteur
Device short name	ICT
Device application	Motor-heating-lighting
Poles	3P
[Ie] rated operational current	40 A AC-7A 15 A AC-7B
Pole contact composition	3 NO
Network type	AC
Control type	Remote control
[Uc] control circuit voltage	220...240 V AC 50 Hz

Complementary

Network frequency	50 Hz
[Ue] rated operational voltage	400 V AC 50 Hz
Maximum power	2.1 W at 400 V AC
[Ui] rated insulation voltage	500 V AC 50/60 Hz
[Uimp] rated impulse withstand voltage	4 kV
Control signal type	Maintained
Switching frequency	100 switching operations/day
Local signalling	Action indicator
Hold-in power consumption in VA	6.5 VA
Inrush power in VA	53 VA
Mounting mode	Clip-on
Mounting support	35 mm symmetrical DIN rail
9 mm pitches	6
Height	85 mm
Width	54 mm
Depth	60 mm
Colour	White
Mechanical durability	1000000 cycles
Electrical durability	100000 Cycles IEC/EN 61095 40 A 50 Hz AC-7A 30000 Cycles IEC/EN 61095 15 A 50 Hz AC-7B 30000 Cycles IEC/EN 61095 50 Hz AC-7C 100000 Cycles EN/IEC 60947-4-1 50 Hz AC-1 30000 Cycles EN/IEC 60947-4-1 50 Hz AC-3 30000 Cycles EN/IEC 60947-4-1 50 Hz AC-5a 30000 cycles EN/IEC 60947-4-1 50 Hz AC-5b
Connections - terminals	Control circuit: tunnel type terminals2 cable(s) 1.5 mm ² rigid Control circuit: tunnel type terminals1 cable(s) 1.5...2.5 mm ² rigid Power circuit: tunnel type terminals1 cable(s) 6...16 mm ² flexible Power circuit: tunnel type terminals1 cable(s) 6...25 mm ² rigid Control circuit: tunnel type terminals2 cable(s) 1.5...2.5 mm ² flexible






The information provided in this documentation contains general descriptions and/or technical characteristics of the performance of the products contained herein. This documentation is not intended as a substitute for and is not to be used for determining suitability or reliability of these products for specific user applications. It is the duty of any such user or integrator to perform the appropriate and complete risk analysis, evaluation and testing of the products with respect to the relevant specific application or use thereof. Neither Schneider Electric Industries SAS nor any of its affiliates or subsidiaries shall be responsible or liable for misuse of the information contained herein.

Tightening torque	Control circuit: 0.8 N.m Power circuit: 3.5 N.m
Product compatibility	IACTs IATEt IACTc IACTp
Compatibility code	ICT
Market segment	Residential Small commercial

Environment

Standards	IEC/EN 61095
Noise level	30 dB
Heat dissipation	2.1 W at 50/60 Hz
IP degree of protection	IP20
Pollution degree	2
Tropicalisation	2 conforming to EN 60947-4-1 2 conforming to EN 61095 2 conforming to IEC 1095
Relative humidity	95 % at 55 °C
Operating altitude	2000 m
Ambient air temperature for operation	-5...60 °C
Ambient air temperature for storage	-40...70 °C

Offer Sustainability

Sustainable offer status	Green Premium product
REACH Regulation	 REACH Declaration
REACH free of SVHC	Yes
EU RoHS Directive	Compliant  EU RoHS Declaration
Toxic heavy metal free	Yes
Mercury free	Yes
RoHS exemption information	 Yes
China RoHS Regulation	 China RoHS Declaration
Environmental Disclosure	 Product Environmental Profile
WEEE	The product must be disposed on European Union markets following specific waste collection and never end up in rubbish bins

Contractual warranty

Warranty	18 months
----------	-----------