

Product data sheet

Characteristics

A9C30215

Acti9, Impulse relay iTLi - 2P - 1NO+1NC - 16A
- coil 24 VDC - 48 VAC 50/60Hz



Main

Range of product	Acti9
Product name	Acti9 iTLi
Product or component type	Impulse relay
Device short name	iTLi
Device application	Changeover relay
Poles	2P
Pole contact composition	1 NO + 1 NC
[In] rated current	16 A
Network type	AC
[Uc] control circuit voltage	48 V AC 50/60 Hz 24 V DC

Complementary

Network frequency	50/60 Hz
[Ue] rated operational voltage	250 V AC 50/60 Hz
Control type	Coil deconnection Remote and manual control
Control signal type	Impulse
Switching frequency	5 switching operations/minute 100 switching operations/day
Impulse duration	50 ms...1 s
Remote control type	Illuminated push-button 3 mA
Local signalling	ON/OFF indication
Mounting mode	Fixed
Mounting support	DIN rail
9 mm pitches	2
Height	84 mm
Width	18 mm
Depth	60 mm
Electrical durability	AC-21: 200000 cycles AC-22: 100000 cycles
Connections - terminals	Control circuit: tunnel type terminals 1 cable(s) 0.5...4 mm ² rigid Control circuit: tunnel type terminals 1 cable(s) 0.5...4 mm ² rigid with cable end Control circuit: tunnel type terminals 1 cable(s) 1...4 mm ² flexible Control circuit: tunnel type terminals 1 cable(s) 1...4 mm ² flexible with ferrule Power circuit: tunnel type terminals 1 cable(s) 1.5...4 mm ² rigid Power circuit: tunnel type terminals 1 cable(s) 1.5...4 mm ² rigid with cable end Power circuit: tunnel type terminals 1 cable(s) 1.5...4 mm ² flexible Power circuit: tunnel type terminals 1 cable(s) 1.5...4 mm ² flexible with ferrule
Wire stripping length	11 mm
Tightening torque	1 N.m
Range compatibility	Acti 9 iATE[RETURN]Acti 9 iATLc[RETURN]Acti 9 iATLc+s[RETURN]Acti 9 iATLm[RETURN]Acti 9 iATLs[RETURN]Acti 9 iETL iTL 16[RETURN]Acti 9 iATLc +c

The information provided in this documentation contains general descriptions and/or technical characteristics of the products of the performance of the products contained herein. This documentation is not intended as a substitute for and is not to be used for determining suitability or reliability of these products for specific user applications. It is the duty of any such user or integrator to perform the appropriate and complete risk analysis, evaluation and testing of the products with respect to the relevant specific application or use thereof. Neither Schneider Electric Industries SAS nor any of its affiliates or subsidiaries shall be responsible or liable for misuse of the information contained herein.





Environment

Standards	EN 669-2-2 EN 669-1
Product certifications	CCC[RETURN]GOST
Quality labels	KEMA IMQ NF VDE CEBEC
Noise level	60 dB
IP degree of protection	IP20 conforming to IEC 60529 (on opening) IP40 conforming to IEC 60529 (in enclosure)
Pollution degree	3
Tropicalisation	2
Relative humidity	95 % at 55 °C
Ambient air temperature for operation	-20...50 °C
Ambient air temperature for storage	-40...70 °C

Packing Units

Unit Type of Package 1	PCE
Number of Units in Package 1	1
Package 1 Height	1.8 cm
Package 1 Width	7.5 cm
Package 1 Length	9.5 cm
Package 1 Weight	111.0 g
Unit Type of Package 2	BB1
Number of Units in Package 2	12
Package 2 Height	8.0 cm
Package 2 Width	9.5 cm
Package 2 Length	23.0 cm
Package 2 Weight	1.394 kg
Unit Type of Package 3	S03
Number of Units in Package 3	144
Package 3 Height	30.0 cm
Package 3 Width	30.0 cm
Package 3 Length	40.0 cm
Package 3 Weight	17.304 kg

Offer Sustainability

Sustainable offer status	Green Premium product
REACH Regulation	 REACH Declaration
EU RoHS Directive	Compliant with Exemptions
Mercury free	Yes
China RoHS Regulation	 China RoHS Declaration
RoHS exemption information	 Yes
Environmental Disclosure	 Product Environmental Profile
Circularity Profile	No need of specific recycling operations
WEEE	The product must be disposed on European Union markets following specific waste collection and never end up in rubbish bins
Halogen content performance	Halogen free plastic parts product

Contractual warranty

Warranty	18 months
----------	-----------