

## Product data sheet

### Characteristics

# A9D61820

iC60N - earth leakage circuit breaker - 1P + N -  
C curve - 20 A - 30 mA - 240 V



### Main

Circuit breaker application	Distribution
Range	Acti 9
Product name	Acti 9 iC60 RCBO
Product or component type	Residual current breaker with overcurrent protection (RCBO)
Device short name	IC60N RCBO
Poles description	1P + N
[In] rated current	20 A at 50 °C
Earthing system	TN
Curve code	C
Earth-leakage sensitivity	30 mA
Breaking capacity	6000 A Icn at 240 V AC 50/60 Hz

### Complementary

Neutral position	Left
Number of protected poles	1
Device location in system	Outgoer
Network type	AC
Network frequency	50 Hz
[Ue] rated operational voltage	240 V AC 50/60 Hz
Trip unit technology	Thermal-magnetic
Residual current tripping technology	Voltage dependent
Earth-leakage protection time delay	Instantaneous
Earth-leakage protection class	Type A
[Icw] rated short-time withstand current	Icw: 250 A during 8/20 μs impulse withstand
[Ics] rated service breaking capacity	6000 A at 240 V AC 50/60 Hz
Limitation class	3
[Ui] rated insulation voltage	400 V AC 50/60 Hz
[Uimp] rated impulse withstand voltage	4 kV
Surge current	250 A
Suitability for isolation	Yes
Contact position indicator	Yes
Control type	Toggle
Local signalling	ON/OFF indication
Mounting mode	Clip-on
Mounting support	DIN rail
Comb busbar and distribution block compatibility	NO
9 mm pitches	2
Height	110 mm
Width	18 mm
Depth	77.5 mm
Net weight	205 g
Colour	White

The information provided in this documentation contains general descriptions and/or technical characteristics of the performance of the products contained herein. This documentation is not intended as a substitute for and is not to be used for determining suitability or reliability of these products for specific user applications. It is the duty of any such user or integrator to perform the appropriate and complete risk analysis, evaluation and testing of the products with respect to the relevant specific application or use thereof. Neither Schneider Electric Industries SAS nor any of its affiliates or subsidiaries shall be responsible or liable for misuse of the information contained herein.

Mechanical durability	20000 cycles
Electrical durability	5000 cycles
Provision for padlocking	Padlockable with padlock Ø 4 mm
Locking options description	ON/OFF locking facilities
Connections - terminals	Screw clamp terminal (top) 1...25 mm <sup>2</sup> rigid without cable end Screw clamp terminal (top) 1...16 mm <sup>2</sup> flexible Screw clamp terminal (bottom) 1...16 mm <sup>2</sup> rigid without cable end Screw clamp terminal (bottom) 1...10 mm <sup>2</sup> flexible
Wire stripping length	Power circuit: 13 mm for bottom connection Power circuit: 14 mm for top connection
Tightening torque	Power circuit: 3.5 N.m top Power circuit: 2 N.m bottom
Earth-leakage protection	Integrated






## Environment

Standards	AS/NZS 61009.1 IEC 61009-2-2 IEC 61009-1
IP degree of protection	IP20
Tropicalisation	2
Relative humidity	95 % at 55 °C
Ambient air temperature for operation	-15...60 °C
Ambient air temperature for storage	-40...85 °C

## Packing Units

Package 1 Weight	211.000 g
Package 1 Height	75.000 mm
Package 1 width	95.000 mm
Package 1 Length	18.000 mm

## Offer Sustainability

Sustainable offer status	Green Premium product
EU RoHS Directive	Compliant  <a href="#">EU RoHS Declaration</a>
Mercury free	Yes
RoHS exemption information	 <a href="#">Yes</a>
China RoHS Regulation	 <a href="#">China RoHS Declaration</a>
Environmental Disclosure	 <a href="#">Product Environmental Profile</a>
Circularity Profile	 <a href="#">End Of Life Information</a>