

Product data sheet

Characteristics

A9F44116

Acti9 iC60N 1P 16A C Miniature Circuit breaker



Main

Range	Acti 9
Product name	Disbo iC60
Product or component type	Miniature circuit-breaker
Device short name	IC60N
Poles description	1P
Number of protected poles	1
[In] rated current	16 A
Network type	AC
Trip unit technology	Thermal-magnetic
Curve code	C
Breaking capacity	15 KA Icu at 12...48 V DC conforming to EN/IEC 60947-2 6 KA Icu at 72 V DC conforming to EN/IEC 60947-2 6000 A Icn at 240 V AC 50/60 Hz conforming to EN/IEC 60898-1 36 KA Icu at 10...60 V AC 50/60 Hz conforming to EN/IEC 60947-2 20 KA Icu at 100...133 V AC 50/60 Hz conforming to EN/IEC 60947-2 10 kA Icu at 220...240 V AC 50/60 Hz conforming to EN/IEC 60947-2
Utilisation category	Category A conforming to EN/IEC 60947-2

Complementary






Network frequency	50/60 Hz
[Ue] rated operational voltage	240 V AC 50/60 Hz
Magnetic tripping limit	8 x In +/- 20 %
[Ics] rated service breaking capacity	27 KA 75 % conforming to EN/IEC 60947-2 - 10...60 V AC 50/60 Hz 15 KA 75 % conforming to EN/IEC 60947-2 - 100...133 V AC 50/60 Hz 7.5 KA 75 % conforming to EN/IEC 60947-2 - 220...240 V AC 50/60 Hz 6000 A 100 % conforming to EN/IEC 60898-1 - 240 V AC 50/60 Hz 15 KA 100 % conforming to EN/IEC 60947-2 - 12...48 V DC 6 kA 100 % conforming to EN/IEC 60947-2 - 72 V DC
Limitation class	3 conforming to EN/IEC 60947-2
[Ui] rated insulation voltage	500 V AC 50/60 Hz
[Uimp] rated impulse withstand voltage	6 kV conforming to EN/IEC 60947-2
Contact position indicator	Yes
Control type	Toggle
Local signalling	Trip indicator
Mounting mode	Clip-on
Mounting support	Rail
9 mm pitches	2
Height	85 mm
Width	18 mm
Depth	78.5 mm
Net weight	0.125 kg
Colour	White
Mechanical durability	20000 cycles

Electrical durability	10000 cycles
Provision for padlocking	Padlockable
Connections - terminals	Single terminal (top or bottom) 1...25 mm ² rigid Single terminal (top or bottom) 1...16 mm ² flexible
Wire stripping length	14 mm for top or bottom connection
Tightening torque	2 N.m top or bottom
Earth-leakage protection	Separate block

Environment

Standards	EN/IEC 60947-2 EN/IEC 60898-1
IP degree of protection	IP20 conforming to IEC 60529
Pollution degree	3 conforming to EN/IEC 60947-2
Tropicalisation	2 conforming to IEC 60068-1
Relative humidity	95 % at 55 °C
Ambient air temperature for operation	-35...70 °C
Ambient air temperature for storage	-40...85 °C

Offer Sustainability

Sustainable offer status	Green Premium product
REACH Regulation	 REACH Declaration
REACH free of SVHC	Yes
EU RoHS Directive	Compliant  EU RoHS Declaration
Toxic heavy metal free	Yes
Mercury free	Yes
RoHS exemption information	 Yes
China RoHS Regulation	 China RoHS Declaration
Environmental Disclosure	 Product Environmental Profile
WEEE	The product must be disposed on European Union markets following specific waste collection and never end up in rubbish bins