

Product data sheet

Characteristics

A9F45140

Miniature circuit breaker (MCB), Acti9 iC60N
 DISBO, 1P, 40A, D curve, 6000A (IEC/EN
 60898-1), 10kA (IEC/EN 60947-2)



Main

Range	Acti9
Product name	Disbo iC60
Product or component type	Miniature circuit-breaker
Device short name	IC60N
Poles description	1P
Number of protected poles	1
[In] rated current	40 A
Network type	AC/DC
Trip unit technology	Thermal-magnetic
Curve code	D
Breaking capacity	15 KA Icu at 12...60 V DC conforming to EN/IEC 60947-2 10 KA Icu at 60...72 V DC conforming to EN/IEC 60947-2 6000 A Icn at 240 V AC 50/60 Hz conforming to EN/IEC 60898-1 36 KA Icu at 10...60 V AC 50/60 Hz conforming to EN/IEC 60947-2 20 KA Icu at 100...133 V AC 50/60 Hz conforming to EN/IEC 60947-2 10 kA Icu at 220...240 V AC 50/60 Hz conforming to EN/IEC 60947-2
Utilisation category	Category A conforming to EN/IEC 60947-2

Complementary

Network frequency	50/60 Hz
[Ue] rated operational voltage	240 V AC 50/60 Hz
Magnetic tripping limit	12 x In +/- 20 %
[Ics] rated service breaking capacity	27 KA 75 % conforming to EN/IEC 60947-2 - 10...60 V AC 50/60 Hz 15 KA 75 % conforming to EN/IEC 60947-2 - 100...133 V AC 50/60 Hz 7.5 KA 75 % conforming to EN/IEC 60947-2 - 220...240 V AC 50/60 Hz 6000 A 100 % conforming to EN/IEC 60898-1 - 240 V AC 50/60 Hz 15 KA 100 % conforming to EN/IEC 60947-2 - 12...48 V DC 6 kA 100 % conforming to EN/IEC 60947-2 - 72 V DC
Limitation class	3 conforming to EN/IEC 60947-2
[Ui] rated insulation voltage	500 V AC 50/60 Hz
[Uimp] rated impulse withstand voltage	6 kV conforming to EN/IEC 60947-2
Contact position indicator	Yes
Control type	Toggle
Local signalling	Trip indicator
Mounting mode	Clip-on
Mounting support	Rail
9 mm pitches	2
Height	85 mm
Width	18 mm

Depth	78.5 mm
Net weight	0.125 kg
Colour	White
Mechanical durability	20000 cycles
Electrical durability	10000 cycles
Provision for padlocking	Padlockable
Connections - terminals	Single terminal (top or bottom) 1...35 mm ² rigid Single terminal (top or bottom) 1...25 mm ² flexible
Wire stripping length	14 mm for top or bottom connection
Tightening torque	3.5 N.m top or bottom
Earth-leakage protection	Separate block






Environment

Standards	EN/IEC 60898-1 EN/IEC 60947-2
IP degree of protection	IP20 conforming to IEC 60529
Pollution degree	3 conforming to EN/IEC 60947-2
Tropicalisation	2 conforming to IEC 60068-1
Relative humidity	95 % at 55 °C
Ambient air temperature for operation	-35...70 °C
Ambient air temperature for storage	-40...85 °C

Packing Units

Unit Type of Package 1	PCE
Number of Units in Package 1	1
Package 1 Height	7.5 cm
Package 1 Width	1.8 cm
Package 1 Length	9 cm
Package 1 Weight	125 g
Unit Type of Package 2	BB1
Number of Units in Package 2	12
Package 2 Height	8.5 cm
Package 2 Width	9.8 cm
Package 2 Length	22 cm
Package 2 Weight	1.543 kg
Unit Type of Package 3	S03
Number of Units in Package 3	132
Package 3 Height	30 cm
Package 3 Width	30 cm
Package 3 Length	40 cm
Package 3 Weight	17.453 kg

Offer Sustainability

Sustainable offer status	Green Premium product
REACH Regulation	 REACH Declaration
EU RoHS Directive	Compliant  EU RoHS Declaration
Toxic heavy metal free	Yes
Mercury free	Yes
China RoHS Regulation	 China RoHS Declaration
RoHS exemption information	 Yes
Environmental Disclosure	 Product Environmental Profile
Circularity Profile	No need of specific recycling operations
WEEE	The product must be disposed on European Union markets following specific waste collection and never end up in rubbish bins