

Product data sheet

Characteristics

A9F53325

Acti9, Miniature circuit breaker (MCB), Acti9 iC60H Disbo, 3P, 25A, B curve, 10000A (IEC/EN 60898-1), 15kA (IEC/EN 60947-2)



Main

Range	Acti9
Product name	Disbo iC60
Product or component type	Miniature circuit-breaker
Device short name	iC60H
Poles description	3P
Number of protected poles	3
[In] rated current	25 A
Network type	AC
Trip unit technology	Thermal-magnetic
Curve code	B
Breaking capacity	10000 A Icn at 415 V AC 50/60 Hz conforming to EN/IEC 60898-1 42 KA Icu at 12...133 V AC 50/60 Hz conforming to EN/IEC 60947-2 30 KA Icu at 220...240 V AC 50/60 Hz conforming to EN/IEC 60947-2 15 KA Icu at 380...415 V AC 50/60 Hz conforming to EN/IEC 60947-2 10 KA Icu at 440 V AC 50/60 Hz conforming to EN/IEC 60947-2 15 KA Icu at <= 180 V DC conforming to EN/IEC 60947-2
Utilisation category	Category A conforming to EN/IEC 60947-2

Complementary

Network frequency	50/60 Hz
[Ue] rated operational voltage	440 V AC 50/60 Hz
Magnetic tripping limit	4 x In +/- 20 %
[Ics] rated service breaking capacity	21 KA 50 % conforming to EN/IEC 60947-2 - 12...133 V AC 50/60 Hz 15 KA 50 % conforming to EN/IEC 60947-2 - 220...240 V AC 50/60 Hz 7.5 KA 50 % conforming to EN/IEC 60947-2 - 380...415 V AC 50/60 Hz 5 KA 50 % conforming to EN/IEC 60947-2 - 440 V AC 50/60 Hz 7500 A 75 % conforming to EN/IEC 60898-1 - 415 V AC 50/60 Hz 20 KA 100 % conforming to EN/IEC 60947-2 - 100...133 V DC
Limitation class	3 conforming to EN/IEC 60947-2
[Ui] rated insulation voltage	500 V AC 50/60 Hz conforming to EN/IEC 60947-2
[Uimp] rated impulse withstand voltage	6 kV conforming to EN/IEC 60947-2
Contact position indicator	Yes
Control type	Toggle
Local signalling	Trip indicator
Mounting mode	Clip-on
Mounting support	Rail
9 mm pitches	6
Height	85 mm
Width	54 mm
Depth	78.5 mm

Net weight	0.375 kg
Colour	White
Mechanical durability	20000 cycles
Electrical durability	10000 cycles
Provision for padlocking	Padlockable
Connections - terminals	Single terminal (top or bottom) 1...25 mm ² rigid Single terminal (top or bottom) 1...25 mm ² flexible
Wire stripping length	14 mm for top or bottom connection
Tightening torque	2 N.m top or bottom
Earth-leakage protection	Separate block






Environment

Standards	EN/IEC 60947-2 EN/IEC 60898-1
IP degree of protection	IP20 conforming to IEC 60529
Pollution degree	3 conforming to EN/IEC 60947-2
Tropicalisation	2 conforming to IEC 60068-1
Relative humidity	95 % at 55 °C
Ambient air temperature for operation	-35...70 °C
Ambient air temperature for storage	-40...85 °C

Packing Units

Unit Type of Package 1	PCE
Number of Units in Package 1	1
Package 1 Height	7.0 cm
Package 1 Width	5.4 cm
Package 1 Length	9.0 cm
Package 1 Weight	343.0 g
Unit Type of Package 2	BB1
Number of Units in Package 2	4
Package 2 Height	8.0 cm
Package 2 Width	9.5 cm
Package 2 Length	22.0 cm
Package 2 Weight	1.452 kg
Unit Type of Package 3	S03
Number of Units in Package 3	44
Package 3 Height	30.0 cm
Package 3 Width	30.0 cm
Package 3 Length	40.0 cm
Package 3 Weight	16.56 kg

Offer Sustainability

Sustainable offer status	Green Premium product
REACH Regulation	 REACH Declaration
EU RoHS Directive	Compliant  EU RoHS Declaration
Mercury free	Yes
China RoHS Regulation	 China RoHS Declaration
RoHS exemption information	 Yes
Environmental Disclosure	 Product Environmental Profile
WEEE	The product must be disposed on European Union markets following specific waste collection and never end up in rubbish bins
Halogen content performance	Halogen free product