

Product data sheet

Characteristics

A9F55202

Miniature circuit breaker (MCB), Acti9, iC60H
 Disbo, 2P, 2A, D curve, 10000A (IEC/EN
 60898-1), 70kA (IEC/EN 60947-2)

Main

Range	Acti9
Product name	Disbo iC60
Product or component type	Miniature circuit-breaker
Device short name	iC60H
Poles description	2P
Number of protected poles	2
[In] rated current	2 A
Network type	AC/DC
Trip unit technology	Thermal-magnetic
Curve code	D
Breaking capacity	70 KA Icu at 220...240 V AC 50/60 Hz conforming to EN/IEC 60947-2 70 KA Icu at 12...133 V AC 50/60 Hz conforming to EN/IEC 60947-2 70 KA Icu at 380...415 V AC 50/60 Hz conforming to EN/IEC 60947-2 50 KA Icu at 440 V AC 50/60 Hz conforming to EN/IEC 60947-2 10 KA Icu at 100...133 V DC conforming to EN/IEC 60947-2 10000 A Icn at 400 V AC 50/60 Hz conforming to EN/IEC 60898-1
Utilisation category	Category A conforming to EN/IEC 60947-2

Complementary

Network frequency	50/60 Hz
[Ue] rated operational voltage	12...133 V AC 50/60 Hz 220...240 V AC 50/60 Hz 380...415 V AC 50/60 Hz 440 V AC 50/60 Hz 400 V AC 50/60 Hz 100...133 V DC
Magnetic tripping limit	12 x In +/- 20 %
[Ics] rated service breaking capacity	70 KA 100 % conforming to EN/IEC 60947-2 - 220...240 V AC 50/60 Hz 70 KA 100 % conforming to EN/IEC 60947-2 - 12...133 V AC 50/60 Hz 70 KA 100 % conforming to EN/IEC 60947-2 - 380...415 V AC 50/60 Hz 50 KA 100 % conforming to EN/IEC 60947-2 - 440 V AC 50/60 Hz 7500 A 75 % conforming to EN/IEC 60898-1 - 415 V AC 50/60 Hz 10 KA 100 % conforming to EN/IEC 60947-2 - 100...133 V DC
Limitation class	3 conforming to EN/IEC 60947-2
[Ui] rated insulation voltage	500 V AC 50/60 Hz conforming to EN/IEC 60947-2
[Uimp] rated impulse withstand voltage	6 kV conforming to EN/IEC 60947-2
Contact position indicator	Yes
Control type	Toggle
Local signalling	Trip indicator
Mounting mode	Clip-on
Mounting support	Rail
9 mm pitches	4

Height	85 mm
Width	36 mm
Depth	78.5 mm
Net weight	0.25 kg
Colour	White
Mechanical durability	20000 cycles
Electrical durability	10000 cycles
Provision for padlocking	Padlockable
Connections - terminals	Single terminal (top or bottom) 1...25 mm ² rigid Single terminal (top or bottom) 1...16 mm ² flexible
Wire stripping length	14 mm for top or bottom connection
Tightening torque	2 N.m top or bottom
Earth-leakage protection	Separate block




Environment

Standards	EN/IEC 60947-2 EN/IEC 60898-1
IP degree of protection	IP20 conforming to IEC 60529
Pollution degree	3 conforming to EN/IEC 60947-2
Overvoltage category	IV
Tropicalisation	2 conforming to IEC 60068-1
Relative humidity	95 % at 55 °C
Ambient air temperature for operation	-35...70 °C
Ambient air temperature for storage	-40...85 °C

Packing Units

Unit Type of Package 1	PCE
Number of Units in Package 1	1
Package 1 Height	7.500 cm
Package 1 Width	3.600 cm
Package 1 Length	9.000 cm
Package 1 Weight	222.000 g
Unit Type of Package 2	BB1
Number of Units in Package 2	6
Package 2 Height	8.500 cm
Package 2 Width	9.800 cm
Package 2 Length	22.000 cm
Package 2 Weight	1.384 kg
Unit Type of Package 3	S03
Number of Units in Package 3	66
Package 3 Height	30.000 cm
Package 3 Width	30.000 cm
Package 3 Length	40.000 cm
Package 3 Weight	15.726 kg

Offer Sustainability

Packaging without single use plastic	Yes
Packaging made with recycled cardboard	Yes
SCIP Number	26ff71d1-98cf-4280-8725-455b9a6b2fb9
REACH Regulation	 REACH Declaration
EU RoHS Directive	Compliant  EU RoHS Declaration
Toxic heavy metal free	Yes
Mercury free	Yes
Sustainable packaging	Yes
RoHS exemption information	 Yes

China RoHS Regulation	China RoHS Declaration
Environmental Disclosure	Product Environmental Profile
Circularity Profile	No need of specific recycling operations
WEEE	The product must be disposed on European Union markets following specific waste collection and never end up in rubbish bins
Take-back	No
Carbon footprint (kg.eq.CO2 per CR, Total Life cycle)	23