

## Product data sheet

### Characteristics

# A9N18367

Miniature circuit-breaker, Acti9 C120N, 3P, 100 A, C curve, 10000 A (IEC 60898-1), 10 kA (IEC 60947-2)



### Main

Range of product	C120
Range	Acti 9
Product name	C120
Product or component type	Miniature circuit-breaker
Device short name	C120N
Device application	Distribution
Poles description	3P
Number of protected poles	3
[In] rated current	100 A at 30 °C
Network type	AC
Trip unit technology	Thermal-magnetic
Curve code	C
Breaking capacity	10000 A Icn at 230...400 V AC 50/60 Hz conforming to EN/IEC 60898-1 6 KA Icu at 440 V AC 50/60 Hz conforming to EN/IEC 60947-2 20 KA Icu at 220...240 V AC 50/60 Hz conforming to EN/IEC 60947-2 10 KA Icu at 380...415 V AC 50/60 Hz conforming to EN/IEC 60947-2 10 kA Icu at <= 375 V DC conforming to EN/IEC 60947-2
Suitability for isolation	Yes conforming to IEC 60947-2

### Complementary

Network frequency	50/60 Hz
[Ue] rated operational voltage	<= 375 V DC 380...415 V AC 50/60 Hz 220...240 V AC 50/60 Hz 440 V AC 50/60 Hz 230...400 V AC 50/60 Hz
Magnetic tripping limit	5...10 x In
[Ics] rated service breaking capacity	7500 A 75 % conforming to EN/IEC 60898-1 - 230...400 V AC 50/60 Hz 4.5 KA 75 % conforming to EN/IEC 60947-2 - 440 V AC 50/60 Hz 7.5 KA 75 % conforming to EN/IEC 60947-2 - 380...415 V AC 50/60 Hz 15 KA 75 % conforming to EN/IEC 60947-2 - 220...240 V AC 50/60 Hz 10 KA 100 % conforming to EN/IEC 60947-2 - <= 375 V DC
Limitation class	3 conforming to EN/IEC 60947-2
[Ui] rated insulation voltage	500 V AC 50/60 Hz conforming to EN/IEC 60947-2
[Uimp] rated impulse withstand voltage	6 kV conforming to EN/IEC 60947-2
Contact position indicator	Yes
Control type	Toggle
Local signalling	ON/OFF indication
Mounting mode	Clip-on
Mounting support	35 mm symmetrical DIN rail
Comb busbar and distribution block compatibility	NO

9 mm pitches	9
Height	81 mm
Width	81 mm
Depth	73 mm
Net weight	0.615 kg
Colour	White
Mechanical durability	20000 cycles
Electrical durability	5000 cycles conforming to IEC 60947-2
Connections - terminals	Tunnel type terminals 1...50 mm <sup>2</sup> rigid Tunnel type terminals 1.5...35 mm <sup>2</sup> flexible
Wire stripping length	15 mm
Tightening torque	3.5 N.m
Earth-leakage protection	Separate block




## Environment

Standards	EN/IEC 60947-2 EN/IEC 60898-1
Product certifications	EAC
IP degree of protection	IP20 conforming to IEC 60529
Pollution degree	3 conforming to IEC 60947-2
Overvoltage category	IV
Tropicalisation	2 conforming to IEC 60068-1
Relative humidity	95 % at 55 °C
Operating altitude	2000 m
Ambient air temperature for operation	-25...70 °C
Ambient air temperature for storage	-40...85 °C

## Packing Units

Unit Type of Package 1	PCE
Number of Units in Package 1	1
Package 1 Weight	580 g
Package 1 Height	8 cm
Package 1 width	7.2 cm
Package 1 Length	8.2 cm
Unit Type of Package 2	BB1
Number of Units in Package 2	4
Package 2 Weight	2.381 kg
Package 2 Height	10 cm
Package 2 width	9 cm
Package 2 Length	33 cm
Unit Type of Package 3	S03
Number of Units in Package 3	24
Package 3 Weight	14.773 kg
Package 3 Height	30 cm
Package 3 width	30 cm
Package 3 Length	40 cm

## Offer Sustainability

Sustainable offer status	Green Premium product
REACH Regulation	 <a href="#">REACH Declaration</a>
REACH free of SVHC	Yes
EU RoHS Directive	Compliant  <a href="#">EU RoHS Declaration</a>
Toxic heavy metal free	Yes
Mercury free	Yes
RoHS exemption information	 Yes

---

China RoHS Regulation	<a href="#">China RoHS Declaration</a>
Environmental Disclosure	<a href="#">Product Environmental Profile</a>
WEEE	The product must be disposed on European Union markets following specific waste collection and never end up in rubbish bins

---

### Contractual warranty

---

Warranty	18 months
----------	-----------

---