

Product data sheet

Characteristics

A9N18424

Miniature circuit-breaker, Acti9 C120H, 3P, 80 A, B curve, 15000 A (IEC 60898-1), 15 kA (IEC 60947-2)



Main

Range of product	C120
Range	Acti 9
Product name	C120
Product or component type	Miniature circuit-breaker
Device short name	C120H
Device application	Distribution
Poles description	3P
Number of protected poles	3
[In] rated current	80 A at 30 °C
Network type	AC
Trip unit technology	Thermal-magnetic
Curve code	B
Breaking capacity	15000 A Icn at 230...400 V AC 50/60 Hz conforming to EN/IEC 60898-1 10 KA Icu at 440 V AC 50/60 Hz conforming to EN/IEC 60947-2 15 KA Icu at 380...415 V AC 50/60 Hz conforming to EN/IEC 60947-2 30 KA Icu at 220...240 V AC 50/60 Hz conforming to EN/IEC 60947-2 15 kA Icu at <= 375 V DC conforming to EN/IEC 60947-2
Suitability for isolation	Yes conforming to IEC 60947-2

Complementary

Network frequency	50/60 Hz
[Ue] rated operational voltage	<= 375 V DC 380...415 V AC 50/60 Hz 220...240 V AC 50/60 Hz 440 V AC 50/60 Hz 230...400 V AC 50/60 Hz
Magnetic tripping limit	3...5 x In
[Ics] rated service breaking capacity	7500 A 50 % conforming to EN/IEC 60898-1 - 230...400 V AC 50/60 Hz 5 KA 50 % conforming to EN/IEC 60947-2 - 440 V AC 50/60 Hz 15 KA 50 % conforming to EN/IEC 60947-2 - 220...240 V AC 50/60 Hz 7.5 KA 50 % conforming to EN/IEC 60947-2 - 380...415 V AC 50/60 Hz 15 KA 100 % conforming to EN/IEC 60947-2 - <= 375 V DC
Limitation class	3 conforming to EN/IEC 60947-2
[Ui] rated insulation voltage	500 V AC 50/60 Hz conforming to EN/IEC 60947-2
[Uimp] rated impulse withstand voltage	6 kV conforming to EN/IEC 60947-2
Contact position indicator	Yes
Control type	Toggle
Local signalling	ON/OFF indication
Mounting mode	Clip-on
Mounting support	35 mm symmetrical DIN rail
Comb busbar and distribution block compatibility	YES

9 mm pitches	9
Height	81 mm
Width	81 mm
Depth	73 mm
Net weight	0.615 kg
Colour	White
Mechanical durability	20000 cycles
Electrical durability	5000 cycles conforming to IEC 60947-2
Connections - terminals	Tunnel type terminals 1...50 mm ² rigid Tunnel type terminals 1.5...35 mm ² flexible
Wire stripping length	15 mm
Tightening torque	3.5 N.m
Earth-leakage protection	Separate block




Environment

Standards	EN/IEC 60947-2 EN/IEC 60898-1
Product certifications	EAC
IP degree of protection	IP20 conforming to IEC 60529
Pollution degree	3 conforming to IEC 60947-2
Overvoltage category	IV
Tropicalisation	2 conforming to IEC 60068-1
Relative humidity	95 % at 55 °C
Operating altitude	2000 m
Ambient air temperature for operation	-30...60 °C
Ambient air temperature for storage	-40...70 °C

Packing Units

Unit Type of Package 1	PCE
Number of Units in Package 1	1
Package 1 Weight	580.0 g
Package 1 Height	7.3 cm
Package 1 width	8 cm
Package 1 Length	8.7 cm
Unit Type of Package 2	S03
Number of Units in Package 2	24
Package 2 Weight	14.739 kg
Package 2 Height	30 cm
Package 2 width	30 cm
Package 2 Length	40 cm
Unit Type of Package 3	BB1
Number of Units in Package 3	4
Package 3 Weight	2.387 kg
Package 3 Height	9 cm
Package 3 width	10 cm
Package 3 Length	33 cm

Offer Sustainability

Sustainable offer status	Green Premium product
REACH Regulation	 REACH Declaration
REACH free of SVHC	Yes
EU RoHS Directive	Compliant  EU RoHS Declaration
Toxic heavy metal free	Yes
Mercury free	Yes
RoHS exemption information	 Yes

China RoHS Regulation	China RoHS Declaration
Environmental Disclosure	Product Environmental Profile
WEEE	The product must be disposed on European Union markets following specific waste collection and never end up in rubbish bins

Contractual warranty

Warranty	18 months
----------	-----------