

A9N61524

Miniature circuit breaker (MCB), Acti9, C60H-DC, 2P, 4A, C curve, 6kA (IEC/EN 60947-2)



Main

Range	Acti9
Product name	Acti9 C60H-DC
Product or component type	Miniature circuit-breaker
Device short name	C60H-DC
Device application	Distribution
Poles description	2P
Number of protected poles	2
[In] rated current	4 A at 25 °C
Network type	DC
Trip unit technology	Thermal-magnetic
Curve code	C
Breaking capacity	10 KA Icu at 440 V DC conforming to EN 60947-2 10 KA Icu at 440 V DC conforming to IEC 60947-2 6 KA Icu at 500 V DC conforming to EN 60947-2 6 KA Icu at 500 V DC conforming to IEC 60947-2 20 KA Icu at 220 V DC conforming to GB 14048.2 20 KA Icu at 220 V DC conforming to IEC 60947-2 20 KA Icu at 250 V DC conforming to GB 14048.2 20 KA Icu at 250 V DC conforming to IEC 60947-2
Utilisation category	Category A conforming to EN 60947-2 Category A conforming to IEC 60947-2
Suitability for isolation	Yes conforming to IEC 60947-2 Yes conforming to EN 60947-2

Complementary

Network frequency	50/60 Hz
[Ue] rated operational voltage	500 V DC
[Ics] rated service breaking capacity	15 KA 75 % conforming to EN 60947-2 - 220 V DC 15 KA 75 % conforming to IEC 60947-2 - 220 V DC 15 KA 75 % conforming to EN 60947-2 - 250 V DC 15 KA 75 % conforming to IEC 60947-2 - 250 V DC 4.5 KA 75 % conforming to EN 60947-2 - 500 V DC 4.5 KA 75 % conforming to IEC 60947-2 - 500 V DC 7.5 KA 75 % conforming to EN 60947-2 - 440 V DC 7.5 KA 75 % conforming to IEC 60947-2 - 440 V DC
[Ui] rated insulation voltage	500 V DC conforming to IEC 60947-2 500 V DC conforming to EN 60947-2
[Uimp] rated impulse withstand voltage	6 KV conforming to EN 60947-2 6 kV conforming to IEC 60947-2
Contact position indicator	Yes
Control type	Toggle
Local signalling	ON/OFF indication
Mounting mode	Fixed
Mounting support	35 mm symmetrical DIN rail
Comb busbar and distribution block compatibility	Top or bottom: standard
9 mm pitches	4
Net weight	0.256 kg

Colour	White
Mechanical durability	20000 cycles
Electrical durability	3000 cycles L/R = 2 ms
Provision for padlocking	Padlockable
Locking options description	In position O
Tightening torque	Power circuit: 2.5 N.m top or bottom
Earth-leakage protection	Without




Environment

Standards	EN 60947-2 IEC 60947-2
Pollution degree	3 conforming to EN 60947-2 3 conforming to IEC 60947-2
Overvoltage category	IV
Tropicalisation	2 conforming to IEC 60068-2
Operating altitude	2000 m
Ambient air temperature for operation	-25...70 °C
Ambient air temperature for storage	-40...85 °C

Packing Units

Unit Type of Package 1	PCE
Number of Units in Package 1	1
Package 1 Height	7.4 cm
Package 1 Width	3.6 cm
Package 1 Length	8.4 cm
Package 1 Weight	228.0 g
Unit Type of Package 2	BB1
Number of Units in Package 2	6
Package 2 Height	2.87 cm
Package 2 Width	30.0 cm
Package 2 Length	20.0 cm
Package 2 Weight	1.418 kg
Unit Type of Package 3	S03
Number of Units in Package 3	72
Package 3 Height	30.0 cm
Package 3 Width	30.0 cm
Package 3 Length	40.0 cm
Package 3 Weight	17.479 kg

Offer Sustainability

Sustainable offer status	Green Premium product
REACH Regulation	 REACH Declaration
REACH free of SVHC	Yes
EU RoHS Directive	Compliant  EU RoHS Declaration
Toxic heavy metal free	Yes
Mercury free	Yes
RoHS exemption information	 Yes
China RoHS Regulation	 China RoHS Declaration
Environmental Disclosure	 Product Environmental Profile
Circularity Profile	No need of specific recycling operations

Contractual warranty

Warranty	18 months
----------	-----------