

Product data sheet

Characteristics

B31A-WE

Flush Switch, 1 Gang, 250VAC, 10A, Metal Plate Range, B Style, Architrave



Main

Range of product	Metal Plate
Product brand	Clipsal
Device presentation	Basic element with full cover plate and grid




Complementary

Switch function	2-way 1-way
Number of rocker	1
Device mounting	Flush
Fixing mode	By screws
Surface treatment	Stainless steel
Local signalling	without
[Ue] rated operational voltage	250 V AC
Rated current	10 A
Marking	Without marking
Actuator	Rocker

Packing Units

Unit Type of Package 1	PCE
Number of Units in Package 1	1
Package 1 Height	4.0 cm
Package 1 Width	4.5 cm
Package 1 Length	11.0 cm
Package 1 Weight	66.0 g

Offer Sustainability

Sustainable offer status	Green Premium product
REACH Regulation	 REACH Declaration
EU RoHS Directive	Compliant  EU RoHS Declaration
Mercury free	Yes
China RoHS Regulation	 China RoHS Declaration
RoHS exemption information	 Yes
Environmental Disclosure	 Product Environmental Profile