

## Product data sheet

### Characteristics

# CA3SK11BD

TeSys SK control relay - 1 NO + 1 NC - ≤ 690 V - 24 V DC standard coil



### Main

Range	TeSys
Product name	TeSys CASK
Product or component type	Control relay
Device short name	CA3SK
Contactor application	Control circuit
Utilisation category	DC-13 AC-15
Pole contact composition	1 NO + 1 NC
[Ue] rated operational voltage	≤ 690 V ≤ 400 Hz
Control circuit type	DC standard
[Uc] control circuit voltage	24 V DC

### Complementary

[Ith] conventional free air thermal current	10 A (at 55 °C)
Associated fuse rating	10 A gL conforming to VDE 0660 10 A gL conforming to IEC 60947
[Ui] rated insulation voltage	690 V conforming to IEC 60947 690 V conforming to VDE 0110 group C 690 V conforming to BS 5424 690 V conforming to UL 508 690 V conforming to CSA C22.2 No 14
Mounting support	Rail Plate
Connections - terminals	Screw clamp terminals 1 cable(s) 1.5...6 mm <sup>2</sup> solid Screw clamp terminals 2 cable(s) 1.5...4 mm <sup>2</sup> solid Screw clamp terminals 1 cable(s) 0.5...6 mm <sup>2</sup> flexible without cable end Screw clamp terminals 1 cable(s) 0.35...6 mm <sup>2</sup> flexible with cable end Screw clamp terminals 2 cable(s) 0.35...1.5 mm <sup>2</sup> flexible with cable end Screw clamp terminals 2 cable(s) 0.35...2.5 mm <sup>2</sup> flexible without cable end
Tightening torque	0.8 N.m - on screw clamp terminals pozidriv No 1 screw head
Control circuit voltage limits	Operational: 0.85...1.1 U <sub>c</sub> (at <50 °C) Drop-out: 0.1...0.75 U <sub>c</sub> (at <50 °C)
Operating time	4...6 ms coil de-energisation and NO opening 8...12 ms coil energisation and NO closing 6...8 ms coil de-energisation and NC closing 10...18 ms coil energisation and NC opening
Mechanical durability	10 Mcycles
Maximum operating rate	1200 cyc/h
Inrush power in W	2.2 W (at 20 °C)
Hold-in power consumption in W	2.2 W at 20 °C
Heat dissipation	2.2 W
Height	56 mm
Width	27 mm
Depth	55.5 mm
Net weight	0.132 kg

The information provided in this documentation contains general descriptions and/or technical characteristics of the products contained herein. This documentation is not intended as a substitute for and is not to be used for determining suitability or reliability of these products for specific user applications. It is the duty of any such user or integrator to perform the appropriate and complete risk analysis, evaluation and testing of the products with respect to the relevant specific application or use thereof. Neither Schneider Electric Industries SAS nor any of its affiliates or subsidiaries shall be responsible or liable for misuse of the information contained herein.




## Environment

Standards	VDE 0660 BS 5424 NF C 63-110 IEC 60947
Product certifications	CULus
IP degree of protection	IP2x
Protective treatment	TC conforming to IEC 60068
Ambient air temperature for operation	-20...50 °C
Ambient air temperature for storage	-50...70 °C
Operating altitude	2000 m without derating

## Packing Units

Unit Type of Package 1	PCE
Number of Units in Package 1	1
Package 1 Weight	124 g
Package 1 Height	3.5 cm
Package 1 width	6 cm
Package 1 Length	6.5 cm
Unit Type of Package 2	S01
Number of Units in Package 2	40
Package 2 Weight	4.988 kg
Package 2 Height	15 cm
Package 2 width	15 cm
Package 2 Length	40 cm

## Offer Sustainability

REACH free of SVHC	Yes
EU RoHS Directive	Compliant  <a href="#">EU RoHS Declaration</a>
Mercury free	Yes
RoHS exemption information	 <a href="#">Yes</a>
China RoHS Regulation	 <a href="#">China RoHS Declaration</a>
WEEE	The product must be disposed on European Union markets following specific waste collection and never end up in rubbish bins

## Contractual warranty

Warranty	18 months
----------	-----------