

## Product data sheet

### Characteristics

# CAD50N7

TeSys D control relay - 5 NO -  $\leq 690$  V - 415 V AC standard coil



### Main

Range	TeSys
Product name	TeSys CAD
Product or component type	Control relay
Device short name	CAD
Contactors application	Control circuit

### Complementary

Utilisation category	AC-14 AC-15 DC-13
Pole contact composition	5 NO
[Ue] rated operational voltage	$\leq 690$ V AC 25...400 Hz
Control circuit type	AC at 50/60 Hz
[Uc] control circuit voltage	415 V AC 50/60 Hz
[Uimp] rated impulse withstand voltage	6 kV conforming to IEC 60947
[Ith] conventional free air thermal current	10 A (at 60 °C)
Irms rated making capacity	140 A AC conforming to IEC 60947-5-1 250 A DC conforming to IEC 60947-5-1
[Icw] rated short-time withstand current	100 A - 1 s 120 A - 500 ms 140 A - 100 ms
Associated fuse rating	10 A gG conforming to IEC 60947-5-1
[Ui] rated insulation voltage	600 V UL certified 600 V CSA certified 690 V conforming to IEC 60947-5-1
Mounting support	Rail Plate
Connections - terminals	Screw clamp terminals 1 cable(s) 1...4 mm <sup>2</sup> flexible without cable end Screw clamp terminals 2 cable(s) 1...4 mm <sup>2</sup> flexible without cable end Screw clamp terminals 1 cable(s) 1...4 mm <sup>2</sup> flexible with cable end Screw clamp terminals 2 cable(s) 1...2.5 mm <sup>2</sup> flexible with cable end Screw clamp terminals 1 cable(s) 1...4 mm <sup>2</sup> solid without cable end Screw clamp terminals 2 cable(s) 1...4 mm <sup>2</sup> solid without cable end
Tightening torque	1.2 N.M - on screw clamp terminals - with screwdriver Philips No 2 1.2 N.m - on screw clamp terminals - with screwdriver flat Ø 6 mm
Control circuit voltage limits	0.3...0.6 U <sub>c</sub> (-40...70 °C):drop-out AC 50/60 Hz 0.8...1.1 U <sub>c</sub> (-40...60 °C):operational AC 50 Hz 0.85...1.1 U <sub>c</sub> (-40...60 °C):operational AC 60 Hz 1...1.1 U <sub>c</sub> (60...70 °C):operational AC 50/60 Hz
Operating time	12...22 ms coil energisation and NO closing 4...12 ms coil de-energisation and NO opening
Mechanical durability	30 Mcycles
Maximum operating rate	180 cyc/mn
Inrush power in VA	70 VA 50 Hz (at 20 °C)
Hold-in power consumption in VA	8 VA 50 Hz (at 20 °C)

The information provided in this documentation contains general descriptions and/or technical characteristics of the performance of the products contained herein. This documentation is not intended as a substitute for and is not to be used for determining suitability or reliability of these products for specific user applications. It is the duty of any such user or integrator to perform the appropriate and complete risk analysis, evaluation and testing of the products with respect to the relevant specific application or use thereof. Neither Schneider Electric Industries SAS nor any of its affiliates or subsidiaries shall be responsible or liable for misuse of the information contained herein.

Minimum switching voltage	17 V
Minimum switching current	5 mA
Non-overlap time	1.5 Ms on energisation between NC and NO contact 1.5 ms on de-energisation between NC and NO contact
Insulation resistance	> 10 MOhm
Mechanical robustness	Shocks control relay open: 10 Gn for 11 ms conforming to IEC 60068-2-27 Shocks control relay closed: 15 Gn for 11 ms conforming to IEC 60068-2-27 Vibrations control relay open: 2 Gn, 5...300 Hz conforming to IEC 60068-2-6 Vibrations control relay closed: 4 Gn, 5...300 Hz conforming to IEC 60068-2-6
Height	77 mm
Width	45 mm
Depth	84 mm
Net weight	0.58 kg





## Environment

Standards	BS 4794 EN 60947-5 IEC 60947-5-1 NF C 63-140 VDE 0660
Product certifications	CSA UL
IP degree of protection	IP2x front face conforming to VDE 0106
Protective treatment	TH conforming to IEC 60068
Ambient air temperature for operation	-40...60 °C 60...70 °C with derating
Ambient air temperature for storage	-60...80 °C
Operating altitude	0...3000 m

## Packing Units

Package 1 Weight	0.330 kg
Package 1 Height	0.490 dm
Package 1 width	1.110 dm
Package 1 Length	0.890 dm

## Offer Sustainability

REACH Regulation	 <a href="#">REACH Declaration</a>
EU RoHS Directive	Compliant  <a href="#">EU RoHS Declaration</a>
Mercury free	Yes
RoHS exemption information	 <a href="#">Yes</a>
China RoHS Regulation	 <a href="#">China RoHS Declaration</a>
WEEE	The product must be disposed on European Union markets following specific waste collection and never end up in rubbish bins

## Contractual warranty

Warranty	18 months
----------	-----------