

## Product data sheet

### Characteristics

# GV2RT20

TeSys Deca, Motor circuit breaker, TeSys Deca, 3P, 13-18A, thermal magnetic, screw clamp terminals, toggle handle



### Main

Range	TeSys Deca
Product name	TeSys GV2 TeSys Deca
Product or component type	Motor circuit breaker
Device short name	GV2RT
Device application	Motor protection Transformer
Trip unit technology	Thermal-magnetic

### Complementary

Poles description	3P
Network type	AC
Utilisation category	Category A conforming to IEC 60947-2 AC-3 conforming to IEC 60947-4-1 AC-3e conforming to IEC 60947-4-1
Network frequency	50/60 Hz conforming to IEC 60947-4-1
Fixing mode	35 mm symmetrical DIN rail: clipped Panel: screwed (with adaptor plate)
Motor power kW	4 kW at 220/230 V AC 50/60 Hz motor protection high peak current 7.5 kW at 400/415 V AC 50/60 Hz motor protection high peak current 7.5 kW at 440 V AC 50/60 Hz motor protection high peak current 9 kW at 440 V AC 50/60 Hz motor protection high peak current 9 kW at 500 V AC 50/60 Hz motor protection high peak current 15 kW at 690 V AC 50/60 Hz motor protection high peak current 5 kW at 230/240 V AC 50/60 Hz transformer protection 6.3 kW at 230/240 V AC 50/60 Hz transformer protection 10 kW at 400/415 V AC 50/60 Hz transformer protection 10 kW at 440 V AC 50/60 Hz transformer protection 10 kW at 500 V AC 50/60 Hz transformer protection 12.5 kW at 500 V AC 50/60 Hz transformer protection 10 kW at 690 V AC 50/60 Hz transformer protection
Breaking capacity	100 kA Icu at 220/230 V AC 50/60 Hz conforming to IEC 60947-2 15 kA Icu at 400/415 V AC 50/60 Hz conforming to IEC 60947-2 8 kA Icu at 440 V AC 50/60 Hz conforming to IEC 60947-2 6 kA Icu at 500 V AC 50/60 Hz conforming to IEC 60947-2 3 kA Icu at 690 V AC 50/60 Hz conforming to IEC 60947-2
Control type	Toggle
[In] rated current	18 A
Thermal protection adjustment range	13...18 A conforming to IEC 60947-4-1
Magnetic tripping current	400 A
[Ith] conventional free air thermal current	18 A conforming to IEC 60947-4-1
[Ue] rated operational voltage	690 V AC 50/60 Hz conforming to IEC 60947-2
[Ui] rated insulation voltage	690 V AC 50/60 Hz conforming to IEC 60947-2
[Uimp] rated impulse withstand voltage	6 kV conforming to IEC 60947-2
Suitability for isolation	Yes conforming to IEC 60947-1 § 7-1-6

The information provided in this documentation contains general descriptions and/or technical characteristics of the performance of the products contained herein. This documentation is not intended as a substitute for and is not to be used for determining suitability or reliability of these products for specific user applications. It is the duty of any such user or integrator to perform the appropriate and complete risk analysis, evaluation and testing of the products with respect to the relevant specific application or use thereof. Neither Schneider Electric Industries SAS nor any of its affiliates or subsidiaries shall be responsible or liable for misuse of the information contained herein.

Power dissipation per pole	2.5 W
Mechanical durability	100000 cycles
Electrical durability	100000 Cycles for AC-3 at 415 V In 100000 cycles for AC-3e at 415 V In
Rated duty	Continuous conforming to IEC 60947-4-1
Tightening torque	1.7 N.m - on screw clamp terminal
Width	45 mm
Height	89 mm
Depth	78.5 mm

## Environment

Standards	EN/IEC 60947-2 EN/IEC 60947-4-1
Product certifications	CCC[RETURN]JUL[RETURN]CSA[RETURN]EAC[RETURN]LROS (Lloyds register of shipping)[RETURN]BV[RETURN]UKCA
IK degree of protection	IK04
IP degree of protection	IP20 conforming to IEC 60529
Climatic withstand	Conforming to IACS E10
Ambient air temperature for storage	-40...80 °C
Fire resistance	960 °C conforming to IEC 60695-2-11
Ambient air temperature for operation	-20...60 °C
Mechanical robustness	Shocks: 30 Gn for 11 ms Vibrations: 5 Gn, 5...150 Hz
Operating altitude	2000 m

## Packing Units

Unit Type of Package 1	PCE
Number of Units in Package 1	1
Package 1 Height	9.300 cm
Package 1 Width	4.800 cm
Package 1 Length	8.500 cm
Package 1 Weight	293.000 g
Unit Type of Package 2	S02
Number of Units in Package 2	24
Package 2 Height	15.000 cm
Package 2 Width	30.000 cm
Package 2 Length	40.000 cm
Package 2 Weight	7.220 kg
Unit Type of Package 3	P06
Number of Units in Package 3	384
Package 3 Height	75.000 cm
Package 3 Width	60.000 cm
Package 3 Length	80.000 cm
Package 3 Weight	128.292 kg

## Offer Sustainability

Sustainable offer status	Green Premium product
REACH Regulation	 <a href="#">REACH Declaration</a>
EU RoHS Directive	Compliant with Exemptions
Mercury free	Yes
China RoHS Regulation	 <a href="#">China RoHS Declaration</a>
RoHS exemption information	 <a href="#">Yes</a>
Environmental Disclosure	 <a href="#">Product Environmental Profile</a>

---

Circularity Profile	<a href="#">End Of Life Information</a>
WEEE	The product must be disposed on European Union markets following specific waste collection and never end up in rubbish bins

---

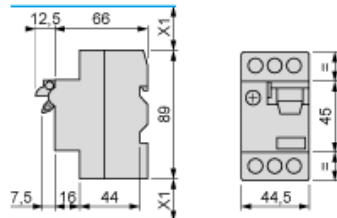
**Contractual warranty**

Warranty	18 months
----------	-----------

---

GV2RT

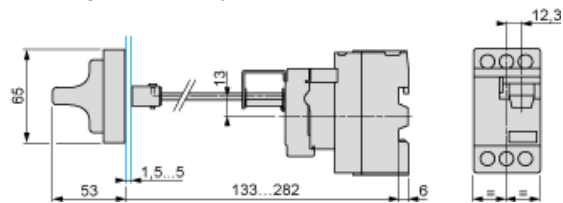
Dimensions



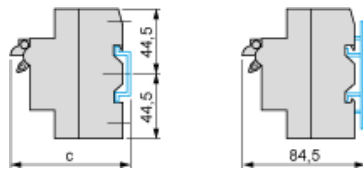
X1: Electrical clearance = 40 mm for  $U_e < 690$  V

Mounting

Mounting of external operator GV2AP03



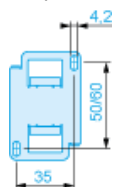
On 35 mm rail



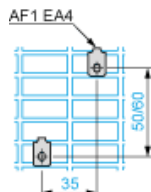
$c = 80$  on AM1 DP200 (35 x 7.5)

$c = 88$  on AM1 DE200, ED200 (35 x 15)

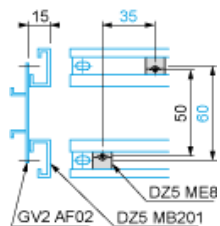
On panel with adapter plate GV2AF02



On pre-slotted plate AM1 PA



On rails DZ5 MB



GV2ME•• and GV2RT

