

Product data sheet

Characteristics

LC1D1156MD

Contactor, TeSys Deca, 3P(3NO), AC-3/AC-3e, <=440V, 115A, 220V DC standard coil, lugs/bars terminals



Main

| | |
|--------------------------------|--|
| Range | TeSys |
| Range of product | TeSys Deca |
| Product or component type | Contactor |
| Device short name | LC1D |
| Contactor application | Resistive load Motor control |
| Utilisation category | AC-1 AC-3 AC-4 AC-3e |
| Poles description | 3P |
| [Ue] rated operational voltage | Power circuit: <= 1000 V AC 25...400 Hz Power circuit: <= 300 V DC |
| [Ie] rated operational current | 200 A (at <60 °C) at <= 440 V AC AC-1 for power circuit 115 A (at <60 °C) at <= 440 V AC AC-3 for power circuit 115 A (at <60 °C) at <= 440 V AC AC-3e for power circuit |
| [Uc] control circuit voltage | 220 V DC |

Complementary

| | |
|---|---|
| Motor power kW | 30 kW at 220...230 V AC 50/60 Hz (AC-3) 55 kW at 380...400 V AC 50/60 Hz (AC-3) 59 kW at 415...440 V AC 50/60 Hz (AC-3) 75 kW at 500 V AC 50/60 Hz (AC-3) 80 kW at 660...690 V AC 50/60 Hz (AC-3) 65 kW at 1000 V AC 50/60 Hz (AC-3) 18.5 kW at 400 V AC 50/60 Hz (AC-4) 30 kW at 220...230 V AC 50/60 Hz (AC-3e) 55 kW at 380...400 V AC 50/60 Hz (AC-3e) 59 kW at 415...440 V AC 50/60 Hz (AC-3e) 75 kW at 500 V AC 50/60 Hz (AC-3e) 80 kW at 660...690 V AC 50/60 Hz (AC-3e) 65 kW at 1000 V AC 50/60 Hz (AC-3e) |
| Motor power hp | 30 Hp at 200/208 V AC 50/60 Hz for 3 phases motors 40 Hp at 230/240 V AC 50/60 Hz for 3 phases motors 75 Hp at 460/480 V AC 50/60 Hz for 3 phases motors 100 hp at 575/600 V AC 50/60 Hz for 3 phases motors |
| Compatibility code | LC1D |
| Pole contact composition | 3 NO |
| Contact compatibility | M10 |
| Protective cover | With |
| [Ith] conventional free air thermal current | 200 A (at 60 °C) for power circuit |
| Irms rated making capacity | 1260 A at 440 V for power circuit conforming to IEC 60947 140 A AC for signalling circuit conforming to IEC 60947-5-1 250 A DC for signalling circuit conforming to IEC 60947-5-1 |
| Rated breaking capacity | 1100 A at 440 V for power circuit conforming to IEC 60947 |

The information provided in this documentation contains general descriptions and/or technical characteristics of the performance of the products contained herein. This documentation is not intended as a substitute for and is not to be used for determining suitability or reliability of these products for specific user applications. It is the duty of any such user or integrator to perform the appropriate and complete risk analysis, evaluation and testing of the products with respect to the relevant specific application or use thereof. Neither Schneider Electric Industries SAS nor any of its affiliates or subsidiaries shall be responsible or liable for misuse of the information contained herein.

| | |
|--|---|
| [Icw] rated short-time withstand current | 250 A 40 °C - 10 min for power circuit 550 A 40 °C - 1 min for power circuit 950 A 40 °C - 10 s for power circuit 1100 A 40 °C - 1 s for power circuit 100 A - 1 s for signalling circuit 120 A - 500 ms for signalling circuit 140 A - 100 ms for signalling circuit |
| Associated fuse rating | 250 A gG at ≤ 690 V coordination type 1 for power circuit 200 A gG at ≤ 690 V coordination type 2 for power circuit 10 A gG for signalling circuit |
| Average impedance | 0.6 mOhm - Ith 200 A 50 Hz for power circuit |
| Power dissipation per pole | 24 W AC-1 7.9 W AC-3 7.9 W AC-3e |
| [Ui] rated insulation voltage | Power circuit: 600 V CSA certified Power circuit: 600 V UL certified Power circuit: 1000 V conforming to IEC 60947-4-1 Signalling circuit: 690 V conforming to IEC 60947-1 Signalling circuit: 600 V CSA certified Signalling circuit: 600 V UL certified |
| Overvoltage category | III |
| Pollution degree | 3 |
| [Uimp] rated impulse withstand voltage | 8 kV conforming to IEC 60947 |
| Safety reliability level | B10d = 1369863 cycles contactor with nominal load conforming to EN/ISO 13849-1 B10d = 20000000 cycles contactor with mechanical load conforming to EN/ISO 13849-1 |
| Mechanical durability | 8 Mcycles |
| Electrical durability | 0.8 Mcycles 200 A AC-1 at Ue ≤ 440 V 0.95 Mcycles 115 A AC-3 at Ue ≤ 440 V 0.95 Mcycles 115 A AC-3e at Ue ≤ 440 V |
| Control circuit type | DC standard |
| Coil technology | With integral suppression device |
| Control circuit voltage limits | 0.75...1.2 Uc (-40...55 °C):operational DC 0.15...0.4 Uc (-40...70 °C):drop-out DC 1...1.2 Uc (55...70 °C):operational DC |
| Inrush power in W | 270...365 W (at 20 °C) |
| Hold-in power consumption in W | 2.4...5.1 W at 20 °C |
| Operating time | 20...35 ms closing 40...75 ms opening |
| Time constant | 25 ms |
| Maximum operating rate | 1200 cyc/h 60 °C |
| Connections - terminals | Control circuit: lugs-ring terminals - external diameter: 8 mm Power circuit: lugs-ring terminals - external diameter: 25 mm Power circuit: bars 1 - busbar cross section: 5 x 25 mm |
| Tightening torque | Control circuit: 1.2 N.m - on lugs-ring terminals - with screwdriver flat Ø 6 mm M3.5 Control circuit: 1.2 N.m - on lugs-ring terminals - with screwdriver Philips No 2 M3.5 Power circuit: 12 N.m - on lugs-ring terminals hexagonal screw head 13 mm M8 Power circuit: 12 N.m - on bars hexagonal screw head 13 mm M8 Control circuit: 1.2 N.m - on lugs-ring terminals - with screwdriver pozidriv No 2 M3.5 |
| Auxiliary contact composition | 1 NO + 1 NC |
| Auxiliary contacts type | Type mechanically linked 1 NO + 1 NC conforming to IEC 60947-5-1 Type mirror contact 1 NC conforming to IEC 60947-4-1 |
| Signalling circuit frequency | 25...400 Hz |
| Minimum switching voltage | 17 V for signalling circuit |
| Minimum switching current | 5 mA for signalling circuit |
| Insulation resistance | > 10 MOhm for signalling circuit |
| Non-overlap time | 1.5 Ms on de-energisation between NC and NO contact 1.5 ms on energisation between NC and NO contact |
| Mounting support | Plate Rail |







Environment

| | |
|---|---|
| Standards | CSA C22.2 No 14 EN 60947-4-1 EN 60947-5-1 IEC 60947-4-1 IEC 60947-5-1 UL 508 |
| Product certifications | GL LROS (Lloyds register of shipping) DNV UL RINA GOST BV CCC CSA UKCA CE |
| IP degree of protection | IP20 front face conforming to IEC 60529 |
| Protective treatment | TH conforming to IEC 60068-2-30 |
| Climatic withstand | Conforming to IACS E10 exposure to damp heat Conforming to IEC 60947-1 Annex Q category D exposure to damp heat |
| Permissible ambient air temperature around the device | -40...60 °C 60...70 °C with derating |
| Operating altitude | 0...3000 m |
| Fire resistance | 850 °C conforming to IEC 60695-2-1 |
| Flame retardance | V1 conforming to UL 94 |
| Mechanical robustness | Vibrations contactor open (2 Gn, 5...300 Hz) Vibrations contactor closed (4 Gn, 5...300 Hz) Shocks contactor closed (15 Gn for 11 ms) Shocks contactor open (6 Gn for 11 ms) |
| Height | 158 mm |
| Width | 120 mm |
| Depth | 136 mm |
| Net weight | 2.5 kg |

Packing Units

| | |
|------------------------------|---------|
| Unit Type of Package 1 | Db |
| Number of Units in Package 1 | 1 |
| Package 1 Height | 16.8 cm |
| Package 1 Width | 20.8 cm |
| Package 1 Length | 18.5 cm |
| Package 1 Weight | 2.11 kg |

Offer Sustainability

| | |
|----------------------------|---|
| Sustainable offer status | Green Premium product |
| REACH Regulation |  REACH Declaration |
| EU RoHS Directive | Compliant  EU RoHS Declaration |
| Mercury free | Yes |
| China RoHS Regulation |  China RoHS Declaration |
| RoHS exemption information |  Yes |
| Environmental Disclosure |  Product Environmental Profile |
| Circularity Profile |  End Of Life Information |
| WEEE | The product must be disposed on European Union markets following specific waste collection and never end up in rubbish bins |
| PVC free | Yes |

Contractual warranty

Warranty

18 months
