

Product data sheet

Characteristics

LC1D65008D7

TeSys; TeSys Deca, Contactor, 4P(2NO +2NC),AC-1 ≤440V 80A,42V AC 50/60Hz coil



Main

Range	TeSys
Range of product	TeSys Deca
Product or component type	Contacteur
Device short name	LC1D
Contacteur application	Resistive load
Utilisation category	AC-1
Poles description	4P
[Ue] rated operational voltage	Power circuit: ≤ 690 V AC 25...400 Hz Power circuit: ≤ 300 V DC
[Ie] rated operational current	80 A (at <60 °C) at ≤ 440 V AC AC-1 for power circuit
[Uc] control circuit voltage	42 V AC 50/60 Hz

Complementary

Compatibility code	LC1D
Pole contact composition	2 NO + 2 NC
Protective cover	Without
[Ith] conventional free air thermal current	80 A (at 60 °C) for power circuit
Irms rated making capacity	1000 A at 440 V for power circuit conforming to IEC 60947
Rated breaking capacity	1000 A at 440 V for power circuit conforming to IEC 60947
[Icw] rated short-time withstand current	640 A 40 °C - 10 s for power circuit 900 A 40 °C - 1 s for power circuit 110 A 40 °C - 10 min for power circuit 260 A 40 °C - 1 min for power circuit
Associated fuse rating	125 A gG at ≤ 690 V coordination type 1 for power circuit 125 A gG at ≤ 690 V coordination type 2 for power circuit
Average impedance	1.5 mOhm - Ith 80 A 50 Hz for power circuit
Power dissipation per pole	9.6 W AC-1
[Ui] rated insulation voltage	Power circuit: 600 V CSA certified Power circuit: 600 V UL certified Power circuit: 690 V conforming to IEC 60947-4-1
Overvoltage category	III
Pollution degree	3
[Uimp] rated impulse withstand voltage	6 kV conforming to IEC 60947
Safety reliability level	B10d = 1369863 cycles contactor with nominal load conforming to EN/ISO 13849-1 B10d = 20000000 cycles contactor with mechanical load conforming to EN/ISO 13849-1
Mechanical durability	6 Mcycles
Electrical durability	1.4 Mcycles 80 A AC-1 at Ue ≤ 440 V
Control circuit type	AC at 50/60 Hz
Coil technology	Without built-in suppressor module
Control circuit voltage limits	0.3...0.6 Uc (-40...70 °C):drop-out AC 50/60 Hz 0.8...1.1 Uc (-40...60 °C):operational AC 50 Hz 0.85...1.1 Uc (-40...60 °C):operational AC 60 Hz 1...1.1 Uc (60...70 °C):operational AC 50/60 Hz

The information provided in this documentation contains general descriptions and/or technical characteristics of the products of the company mentioned herein. This documentation is not intended as a substitute for and is not to be used for determining suitability or reliability of these products for specific user applications. It is the duty of any such user or integrator to perform the appropriate and complete risk analysis, evaluation and testing of the products with respect to the relevant specific application or use thereof. Neither Schneider Electric Industries SAS nor any of its affiliates or subsidiaries shall be responsible or liable for misuse of the information contained herein.

Inrush power in VA	140 VA 60 Hz cos phi 0.75 (at 20 °C) 160 VA 50 Hz cos phi 0.75 (at 20 °C)
Hold-in power consumption in VA	13 VA 60 Hz cos phi 0.3 (at 20 °C) 15 VA 50 Hz cos phi 0.3 (at 20 °C)
Heat dissipation	4...5 W at 50/60 Hz
Operating time	4...19 ms opening 12...26 ms closing
Maximum operating rate	3600 cyc/h 60 °C
Connections - terminals	Control circuit: screw clamp terminals 2 1...2.5 mm ² - cable stiffness: flexible with cable end Control circuit: screw clamp terminals 1 1...4 mm ² - cable stiffness: flexible without cable end Control circuit: screw clamp terminals 2 1...4 mm ² - cable stiffness: flexible without cable end Control circuit: screw clamp terminals 1 1...4 mm ² - cable stiffness: flexible with cable end Control circuit: screw clamp terminals 1 1...4 mm ² - cable stiffness: solid without cable end Control circuit: screw clamp terminals 2 1...4 mm ² - cable stiffness: solid without cable end Power circuit: screw clamp terminals 1 1...35 mm ² - cable stiffness: flexible without cable end Power circuit: screw clamp terminals 2 1...25 mm ² - cable stiffness: flexible without cable end Power circuit: screw clamp terminals 1 1...35 mm ² - cable stiffness: flexible with cable end Power circuit: screw clamp terminals 2 1...25 mm ² - cable stiffness: flexible with cable end Power circuit: screw clamp terminals 1 1...35 mm ² - cable stiffness: solid without cable end Power circuit: screw clamp terminals 2 1...25 mm ² - cable stiffness: solid without cable end
Tightening torque	Control circuit: 1.7 N.m - on screw clamp terminals - with screwdriver flat Ø 6 mm Control circuit: 1.7 N.m - on screw clamp terminals - with screwdriver Philips No 2 Power circuit: 8 N.m - on screw clamp terminals - cable 25...35 mm ² hexagonal screw head 4 mm Power circuit: 5 N.m - on screw clamp terminals - cable 1...25 mm ² hexagonal screw head 4 mm Control circuit: 1.7 N.m - on screw clamp terminals - with screwdriver pozidriv No 2
Mounting support	Plate Rail






Environment

Standards	CSA C22.2 No 14 EN 60947-4-1 EN 60947-5-1 IEC 60947-4-1 IEC 60947-5-1 UL 508
Product certifications	CCC[RETURN]UL[RETURN]CSA[RETURN]BV[RETURN]GL[RETURN]RINA[RETURN]DNV[RET
IP degree of protection	IP20 front face conforming to IEC 60529
Protective treatment	TH conforming to IEC 60068-2-30
Climatic withstand	Conforming to IACS E10 exposure to damp heat
Permissible ambient air temperature around the device	-40...60 °C 60...70 °C with derating
Operating altitude	0...3000 m
Fire resistance	850 °C conforming to IEC 60695-2-1
Flame retardance	V1 conforming to UL 94
Mechanical robustness	Shocks contactor open (8 Gn for 11 ms) Shocks contactor closed (10 Gn for 11 ms) Vibrations contactor opened (2 Gn, 5...300 Hz) Vibrations contactor closed (3 Gn, 5...300 Hz)
Height	127 mm
Width	85 mm
Depth	125 mm
Net weight	1.45 kg

Packing Units

Unit Type of Package 1	PCE
Number of Units in Package 1	1
Package 1 Height	9.1 cm
Package 1 Width	12.6 cm
Package 1 Length	13.2 cm
Package 1 Weight	1.5 kg

Offer Sustainability

Sustainable offer status	Green Premium product
REACH Regulation	 REACH Declaration
REACH free of SVHC	Yes
EU RoHS Directive	Compliant  EU RoHS Declaration
Toxic heavy metal free	Yes
Mercury free	Yes
China RoHS Regulation	 China RoHS Declaration
RoHS exemption information	 Yes
Environmental Disclosure	 Product Environmental Profile
Circularity Profile	No need of specific recycling operations
WEEE	The product must be disposed on European Union markets following specific waste collection and never end up in rubbish bins
PVC free	Yes

Contractual warranty

Warranty	18 months
----------	-----------