

## Product data sheet

### Characteristics

# LC1DT80AF7

## TeSys Deca contactor - 4P(4 NO) - AC-1 - <= 440 V 80 A - 110 V AC 50/60 Hz coil





## Main

Range	TeSys TeSys Deca
Product name	TeSys D TeSys Deca
Product or component type	Contactors
Device short name	LC1D
Contactors application	Resistive load
Utilisation category	AC-1
Poles description	4P
Power pole contact composition	4 NO
[Ue] rated operational voltage	Power circuit: $\leq 690$ V AC 25...400 Hz Power circuit: $\leq 300$ V DC
[Ie] rated operational current	80 A (at $60$ °C) at $\leq 440$ V AC AC-1 for power circuit
Control circuit type	AC at 50/60 Hz
[Uc] control circuit voltage	110 V AC 50/60 Hz
Auxiliary contact composition	1 NO + 1 NC
[Uimp] rated impulse withstand voltage	6 kV conforming to IEC 60947
Overvoltage category	III
[Ith] conventional free air thermal current	10 A (at $60$ °C) for signalling circuit 80 A (at $60$ °C) for power circuit
Irms rated making capacity	140 A AC for signalling circuit conforming to IEC 60947-5-1 250 A DC for signalling circuit conforming to IEC 60947-5-1 1000 A at 440 V for power circuit conforming to IEC 60947
Rated breaking capacity	1000 A at 440 V for power circuit conforming to IEC 60947
[Icw] rated short-time withstand current	520 A $40$ °C - 10 s for power circuit 900 A $40$ °C - 1 s for power circuit 110 A $40$ °C - 10 min for power circuit 260 A $40$ °C - 1 min for power circuit 100 A - 1 s for signalling circuit 120 A - 500 ms for signalling circuit 140 A - 100 ms for signalling circuit
Associated fuse rating	10 A gG for signalling circuit conforming to IEC 60947-5-1 125 A gG at $\leq 690$ V coordination type 1 for power circuit 125 A gG at $\leq 690$ V coordination type 2 for power circuit
Average impedance	1.6 mOhm - Ith 80 A 50 Hz for power circuit
[Ui] rated insulation voltage	Power circuit: 600 V CSA certified Power circuit: 600 V UL certified Signalling circuit: 690 V conforming to IEC 60947-1 Signalling circuit: 600 V CSA certified Signalling circuit: 600 V UL certified Power circuit: 690 V conforming to IEC 60947-4-1
Electrical durability	1.4 Mcycles 80 A AC-1 at $U_e \leq 440$ V
Power dissipation per pole	10.2 W AC-1
Front cover	With
Mounting support	Plate Rail

Standards	CSA C22.2 No 14 EN 60947-4-1 EN 60947-5-1 IEC 60947-4-1 IEC 60947-5-1 UL 508 IEC 60335-1
Product certifications	UL CSA DNV CCC RINA BV LROS (Lloyds register of shipping) GL GOST
Connections - terminals	Control circuit: screw clamp terminals 2 cable(s) 1... 2.5 mm <sup>2</sup> flexible with cable end Control circuit: screw clamp terminals 1 cable(s) 1... 4 mm <sup>2</sup> flexible without cable end Control circuit: screw clamp terminals 2 cable(s) 1... 4 mm <sup>2</sup> flexible without cable end Control circuit: screw clamp terminals 1 cable(s) 1... 4 mm <sup>2</sup> flexible with cable end Control circuit: screw clamp terminals 1 cable(s) 1... 4 mm <sup>2</sup> solid without cable end Control circuit: screw clamp terminals 2 cable(s) 1... 4 mm <sup>2</sup> solid without cable end Power circuit: EverLink BTR screw connectors 1 cable(s) 1...35 mm <sup>2</sup> flexible without cable end Power circuit: EverLink BTR screw connectors 2 cable(s) 1...25 mm <sup>2</sup> flexible without cable end Power circuit: EverLink BTR screw connectors 1 cable(s) 1...35 mm <sup>2</sup> flexible with cable end Power circuit: EverLink BTR screw connectors 2 cable(s) 1...25 mm <sup>2</sup> flexible with cable end Power circuit: EverLink BTR screw connectors 1 cable(s) 1...35 mm <sup>2</sup> solid without cable end Power circuit: EverLink BTR screw connectors 2 cable(s) 1...25 mm <sup>2</sup> solid without cable end
Tightening torque	Control circuit: 1.7 N.m - on screw clamp terminals - with screwdriver flat Ø 6 mm Control circuit: 1.7 N.m - on screw clamp terminals - with screwdriver Philips No 2 Power circuit: 8 N.m - on screw clamp terminals - cable 25...35 mm <sup>2</sup> hexagonal screw head 4 mm Power circuit: 5 N.m - on screw clamp terminals - cable 1...25 mm <sup>2</sup> hexagonal screw head 4 mm Control circuit: 1.7 N.m - on screw clamp terminals - with screwdriver pozidriv No 2 Power circuit: 2.5 N.m - on screw clamp terminals - with screwdriver pozidriv No 2
Operating time	4...19 ms opening 12...26 ms closing
Safety reliability level	B10d = 1369863 cycles contactor with nominal load conforming to EN/ISO 13849-1 B10d = 20000000 cycles contactor with mechanical load conforming to EN/ISO 13849-1
Mechanical durability	6 Mcycles
Maximum operating rate	3600 cyc/h 60 °C

## Complementary

Coil technology	Without built-in suppressor module
Control circuit voltage limits	0.3...0.6 U <sub>c</sub> (-40...70 °C):drop-out AC 50/60 Hz 0.8...1.1 U <sub>c</sub> (-40...60 °C):operational AC 50 Hz 0.85...1.1 U <sub>c</sub> (-40...60 °C):operational AC 60 Hz 1...1.1 U <sub>c</sub> (60...70 °C):operational AC 50/60 Hz
Inrush power in VA	140 VA 60 Hz cos phi 0.75 (at 20 °C) 160 VA 50 Hz cos phi 0.75 (at 20 °C)
Hold-in power consumption in VA	13 VA 60 Hz cos phi 0.3 (at 20 °C) 15 VA 50 Hz cos phi 0.3 (at 20 °C)
Heat dissipation	4...5 W at 50/60 Hz

Auxiliary contacts type	Type mechanically linked 1 NO + 1 NC conforming to IEC 60947-5-1 Type mirror contact 1 NC conforming to IEC 60947-4-1
Signalling circuit frequency	25...400 Hz
Minimum switching current	5 mA for signalling circuit
Minimum switching voltage	17 V for signalling circuit
Non-overlap time	1.5 Ms on de-energisation between NC and NO contact 1.5 ms on energisation between NC and NO contact
Insulation resistance	> 10 MOhm for signalling circuit






## Environment

IP degree of protection	IP20 front face conforming to IEC 60529
Protective treatment	TH conforming to IEC 60068-2-30
Pollution degree	3
Ambient air temperature for operation	-40...60 °C 60...70 °C with derating
Ambient air temperature for storage	-60...80 °C
Operating altitude	0...3000 m
Fire resistance	850 °C conforming to IEC 60695-2-1
Flame retardance	V1 conforming to UL 94
Mechanical robustness	Vibrations contactor open: 2 Gn, 5...300 Hz Vibrations contactor closed: 4 Gn, 5...300 Hz Shocks contactor closed: 15 Gn for 11 ms Shocks contactor open: 10 Gn for 11 ms
Height	122 mm
Width	70 mm
Depth	120 mm
Product weight	1.15 kg

## Packing Units

Unit Type of Package 1	PCE
Number of Units in Package 1	1
Package 1 Weight	1.112 kg
Package 1 Height	8 cm
Package 1 width	14 cm
Package 1 Length	15 cm
Unit Type of Package 2	S02
Number of Units in Package 2	7
Package 2 Weight	8.128 kg
Package 2 Height	15 cm
Package 2 width	30 cm
Package 2 Length	40 cm

## Offer Sustainability

Sustainable offer status	Green Premium product
REACH Regulation	 <a href="#">REACH Declaration</a>
REACH free of SVHC	Yes
EU RoHS Directive	Compliant  <a href="#">EU RoHS Declaration</a>
Toxic heavy metal free	Yes
Mercury free	Yes
RoHS exemption information	 Yes
China RoHS Regulation	 <a href="#">China RoHS Declaration</a>
Environmental Disclosure	 <a href="#">Product Environmental Profile</a>
WEEE	The product must be disposed on European Union markets following specific waste collection and never end up in rubbish bins
PVC free	Yes

## Contractual warranty

---

Warranty	18 months
----------	-----------

---