

Product data sheet

Characteristics

LC3D12AU7

TeSys D - star delta starter - 3 x 3P (3 NO) - 12 A - 240 V AC coil



Main

Range	TeSys
Product name	TeSys D
Product or component type	Star delta starter
Device short name	LC3D
Contactor application	Motor control
Utilisation category	AC-3
Device presentation	Pre-wired
Poles description	3 x 3P
Power pole contact composition	3 x 3 NO
[Ue] rated operational voltage	Power circuit: <= 690 V AC 25...400 Hz
[Ie] rated operational current	12 A (at <60 °C) at <= 440 V AC AC-3 for power circuit
Motor power kW	11 kW at 380/400 V AC 50/60 Hz 11 kW at 415 V AC 50/60 Hz 11 kW at 440 V AC 50/60 Hz 5.5 kW at 220/230 V AC 50/60 Hz
Control circuit type	AC at 50/60 Hz
[Uc] control circuit voltage	240 V AC 50/60 Hz
Auxiliary contact composition	1 NC for KM1 star contactor
[Uimp] rated impulse withstand voltage	6 kV conforming to IEC 60947
Overtoltage category	III
[Ui] rated insulation voltage	Power circuit: 690 V conforming to IEC 60947-4-1 Power circuit: 600 V CSA certified Power circuit: 600 V UL certified Signalling circuit: 690 V conforming to IEC 60947-1 Signalling circuit: 600 V CSA certified Signalling circuit: 600 V UL certified
Electrical durability	2 Mcycles 12 A AC-3 at Ue <= 440 V
Safety cover	Protective cover
Interlocking type	Mechanical
Mounting support	Plate
Standards	IEC 60947-5-1 CSA C22.2 No 14 UL 508 EN 60947-4-1 IEC 60947-4-1 EN 60947-5-1
Product certifications	GOST BV LROS (Lloyds register of shipping) CCC GL DNV UL CSA RINA

The information provided in this documentation contains general descriptions and/or technical characteristics of the performance of the products contained herein. This documentation is not intended as a substitute for and is not to be used for determining suitability or reliability of these products for specific user applications. It is the duty of any such user or integrator to perform the appropriate and complete risk analysis, evaluation and testing of the products with respect to the relevant specific application or use thereof. Neither Schneider Electric Industries SAS nor any of its affiliates or subsidiaries shall be responsible or liable for misuse of the information contained herein.

Complementary

Connections - terminals	<p>Power circuit: screw clamp terminals 1 1...4 mm² - cable stiffness: flexible without cable end</p> <p>Power circuit: screw clamp terminals 2 1...4 mm² - cable stiffness: flexible without cable end</p> <p>Power circuit: screw clamp terminals 1 1...4 mm² - cable stiffness: flexible with cable end</p> <p>Power circuit: screw clamp terminals 2 1...2.5 mm² - cable stiffness: flexible with cable end</p> <p>Power circuit: screw clamp terminals 1 1...4 mm² - cable stiffness: solid without cable end</p> <p>Power circuit: screw clamp terminals 2 1...4 mm² - cable stiffness: solid without cable end</p> <p>Control circuit: screw clamp terminals 1 1...4 mm² - cable stiffness: flexible without cable end</p> <p>Control circuit: screw clamp terminals 2 1...4 mm² - cable stiffness: flexible without cable end</p> <p>Control circuit: screw clamp terminals 1 1...4 mm² - cable stiffness: flexible with cable end</p> <p>Control circuit: screw clamp terminals 2 1...2.5 mm² - cable stiffness: flexible with cable end</p> <p>Control circuit: screw clamp terminals 1 1...4 mm² - cable stiffness: solid without cable end</p> <p>Control circuit: screw clamp terminals 2 1...4 mm² - cable stiffness: solid without cable end</p>
Tightening torque	<p>Power circuit: 1.7 N.m - on screw clamp terminals - with screwdriver flat Ø 6 mm</p> <p>Power circuit: 1.7 N.m - on screw clamp terminals - with screwdriver Philips No 2</p> <p>Control circuit: 1.7 N.m - on screw clamp terminals - with screwdriver flat Ø 6 mm</p> <p>Control circuit: 1.7 N.m - on screw clamp terminals - with screwdriver Philips No 2</p>
Mechanical durability	15 Mcycles
Maximum operating rate	30 cyc/h 60 °C
Starting time	30 s
Coil technology	Without built-in suppressor module
Control circuit voltage limits	<p>Drop-out: 0.3...0.6 Uc at 50/60 Hz (at <60 °C)</p> <p>Operational: 0.8...1.1 Uc at 50 Hz (at <60 °C)</p> <p>Operational: 0.85...1.1 Uc at 60 Hz (at <60 °C)</p>
Inrush power in VA	<p>70 VA 60 Hz cos phi 0.75 (at 20 °C)</p> <p>70 VA 50 Hz cos phi 0.75 (at 20 °C)</p>
Hold-in power consumption in VA	<p>7.5 VA 60 Hz cos phi 0.3 (at 20 °C)</p> <p>7 VA 50 Hz cos phi 0.3 (at 20 °C)</p>
Heat dissipation	2...3 W at 50/60 Hz
Auxiliary contacts type	<p>Mechanically linked conforming to IEC 60947-5-1 3 x 1 NO + 1 NC</p> <p>Mirror contact conforming to IEC 60947-4-1 3 x 1 NC</p>
Signalling circuit frequency	25...400 Hz
Minimum switching current	5 mA for signalling circuit
Minimum switching voltage	17 V for signalling circuit
Non-overlap time	<p>1.5 Ms on de-energisation between NC and NO contact</p> <p>1.5 ms on energisation between NC and NO contact</p>
Width	143 mm
Height	124 mm
Depth	143 mm
Product weight	1.53 kg

Environment




Insulation resistance	> 10 MOhm for signalling circuit
IP degree of protection	IP20 front face conforming to IEC 60529
Protective treatment	TH conforming to IEC 60068-2-30
Pollution degree	3
Ambient air temperature for storage	-60...80 °C
Ambient air temperature for operation	-40...70 °C at Uc
Operating altitude	3000 m without derating
Fire resistance	850 °C conforming to IEC 60695-2-1

Flame retardance	V1 conforming to UL 94
Mechanical robustness	Vibrations contactor open: 2 Gn, 5...300 Hz Vibrations contactor closed: 4 Gn, 5...300 Hz Shocks contactor open: 10 Gn for 11 ms Shocks contactor closed: 15 Gn for 11 ms

Packing Units

Unit Type of Package 1	PCE
Number of Units in Package 1	1
Package 1 Weight	1.53 kg
Package 1 Height	18 cm
Package 1 width	16 cm
Package 1 Length	23.5 cm

Offer Sustainability

REACH free of SVHC	Yes
EU RoHS Directive	Compliant  EU RoHS Declaration
Toxic heavy metal free	Yes
Mercury free	Yes
RoHS exemption information	 Yes
China RoHS Regulation	 China RoHS Declaration
WEEE	The product must be disposed on European Union markets following specific waste collection and never end up in rubbish bins
PVC free	Yes

Contractual warranty

Warranty	18 months
----------	-----------