

Product data sheet

Characteristics

MX9C212510

Clipsal MAX9 Contactor, 1 NO, 25A,
 U_e=240VAC, U_c=24VAC, 1 Module



Main

Range	MAX9
Product or component type	Contacteur
Device application	Control circuit
Poles description	1P
[I _e] rated operational current	25 A AC-7A
Pole contact composition	1 NO
Network type	AC
Utilisation category	AC-7A
Control type	Remote control
[U _c] control circuit voltage	24 V AC 50 Hz

Complementary

Network frequency	50 Hz
[U _e] rated operational voltage	240 V AC 50 Hz
Maximum power	1.3 W at 240 V AC 50 Hz
[U _i] rated insulation voltage	500 V AC 50 Hz conforming to EN 61095
[U _{imp}] rated impulse withstand voltage	4 kV
Switching frequency	100 switching operations/day
Hold-in power consumption in VA	3.8 VA
Inrush power in VA	15 VA
Mounting mode	Clip-on
Mounting support	35 mm symmetrical DIN rail
Comb busbar and distribution block compatibility	NO
9 mm pitches	2
Height	81 mm
Width	18 mm
Depth	63 mm
Net weight	120 g
Colour	White (RAL 9003)
Mechanical durability	1000000 cycles
Electrical durability	100000 cycles 24 V 25 A AC 50 Hz
Connections - terminals	Power: tunnel type terminal1 cable(s) 1.5...4 mm ² flexible Power: tunnel type terminal2 cable(s) 1.5...2.5 mm ² flexible Power: tunnel type terminal1 cable(s) 1.5...6 mm ² rigid Power: tunnel type terminal2 cable(s) 1.5...2.5 mm ² rigid Control: tunnel type terminal1 cable(s) 0.5...4 mm ² flexible Control: tunnel type terminal2 cable(s) 0.5...2.5 mm ² flexible Control: tunnel type terminal1 cable(s) 0.5...6 mm ² rigid Control: tunnel type terminal2 cable(s) 0.5...2.5 mm ² rigid
Tightening torque	0.8 N.m
Wire stripping length	10 mm
Product compatibility	No auxiliary

The information provided in this documentation contains general descriptions and/or technical characteristics of the products of the products contained herein. This documentation is not intended as a substitute for and is not to be used for determining suitability or reliability of these products for specific user applications. It is the duty of any such user or integrator to perform the appropriate and complete risk analysis, evaluation and testing of the products with respect to the relevant specific application or use thereof. Neither Schneider Electric Industries SAS nor any of its affiliates or subsidiaries shall be responsible or liable for misuse of the information contained herein.

Market segment	Residential
Temperature derating table	40 °C (25 A) 50 °C (23.8 A) 60 °C (20 A)






Environment

Quality labels	RCM
Noise level	30 dB
Heat dissipation	1.4 W at 50 Hz
IP degree of protection	IP20 (modular enclosure) conforming to IEC 60529
Pollution degree	2
Overvoltage category	III
Tropicalisation	Severity B
Relative humidity	95 % at 55 °C
Operating altitude	2000 m
Ambient air temperature for operation	-5...70 °C
Ambient air temperature for storage	-40...70 °C

Packing Units

Unit Type of Package 1	Db
Number of Units in Package 1	1
Package 1 Height	8.0 cm
Package 1 Width	2.3 cm
Package 1 Length	10.0 cm
Package 1 Weight	124.0 g
Unit Type of Package 2	Doboz
Number of Units in Package 2	88
Package 2 Height	30.0 cm
Package 2 Width	30.0 cm
Package 2 Length	40.0 cm
Package 2 Weight	11.412 kg

Offer Sustainability

Sustainable offer status	Green Premium product
REACH Regulation	 REACH Declaration
EU RoHS Directive	Compliant  EU RoHS Declaration
Mercury free	Yes
China RoHS Regulation	 China RoHS Declaration
RoHS exemption information	 Yes
Environmental Disclosure	 Product Environmental Profile

Contractual warranty

Warranty	7-year
----------	--------