

## Product data sheet

### Characteristics

# RM17UB310

Harmony Control Relays, Modular 3 phase  
Voltage control relay, 5A, 1CO, 208...480V AC



### Main

Range of product	Harmony Control Relays
Relay type	Voltage control relay
Product or component type	3-phase control relay
Product specific application	For 3-phase supply
Relay name	RM17UB3
Relay monitored parameters	Overvoltage and undervoltage between phases
Time delay	Adjustable 0.3...30 s, 0 + 10 % Tt- time delay upon fault
Switching capacity in VA	1250 VA
Measurement range	220...480 V AC
Contacts type and composition	1 C/O

### Complementary

Reset time	1500 ms time delay
Maximum switching voltage	250 V AC/DC
Minimum switching current	10 mA at 5 V DC
Maximum switching current	5 A AC/DC
Supply voltage limits	183...528 V AC
Power consumption in VA	0...22 VA at 400 V AC 50 Hz
Control circuit frequency	50...60 Hz +/- 10 %
Voltage detection threshold	183 V
Output contacts	1 C/O
Nominal output current	5 A
Hysteresis	2 %
Measurement accuracy	+/- 10 % of the full scale value
Delay at power up	650 ms
Maximum measuring cycle	150 ms measurement cycle as true rms value
Threshold adjustment voltage	2...20 % of Un selected -2...-17 % in the range 220 V AC +2...+10 % in the range 480 V AC -2...-12 % in the range 208 V AC
Repeat accuracy	+/- 0.5 % for input and measurement circuit +/- 1 % for time delay
Measurement error	< 1 % over the whole range with voltage variation 0.05 %/°C with temperature variation
Response time	< 200 ms (in the event of a fault)
Quality labels	CE
Insulation resistance	> 500 MOhm at 500 V DC conforming to IEC 60255-5 > 500 MOhm at 500 V DC conforming to IEC 60664-1
Operating position	Any position without derating

Local signalling	LED (green) for power ON LED (yellow) for relay ON
Overvoltage category	III conforming to IEC 60664-1
[Ui] rated insulation voltage	400 V conforming to IEC 60664-1
Connections - terminals	Screw terminals, 1 x 0.5...1 x 4 mm <sup>2</sup> (AWG 20...AWG 11) solid without cable end Screw terminals, 2 x 0.5...2 x 2.5 mm <sup>2</sup> (AWG 20...AWG 14) solid without cable end Screw terminals, 1 x 0.2...2 x 2.5 mm <sup>2</sup> (AWG 24...AWG 12) flexible with cable end Screw terminals, 2 x 0.2...2 x 1.5 mm <sup>2</sup> (AWG 24...AWG 16) flexible with cable end
Tightening torque	0.6...1 N.m conforming to IEC 60947-1
Housing material	Self-extinguishing plastic
Mounting support	35 mm symmetrical DIN rail conforming to IEC 60715
Electrical durability	100000 cycles
Mechanical durability	30000000 cycles
Operating rate	<= 360 operations/hour full load
Utilisation category	AC-12 conforming to IEC 60947-5-1 AC-13 conforming to IEC 60947-5-1 AC-14 conforming to IEC 60947-5-1 AC-15 conforming to IEC 60947-5-1 DC-12 conforming to IEC 60947-5-1 DC-13 conforming to IEC 60947-5-1 DC-14 conforming to IEC 60947-5-1
[Un] rated nominal voltage	, self-powered
Safety reliability data	B10d = 470000 MTTFd = 502.2 years
Control type	Without test button
Width	17.5 mm
Net weight	0.08 kg

## Environment

Electromagnetic compatibility	Emission standard for industrial environments conforming to IEC 61000-6-4 Emission standard for residential, commercial and light-industrial environments conforming to IEC 61000-6-3 Immunity for industrial environments conforming to NF EN/IEC 61000-6-2
Ambient air temperature for operation	-20...50 °C
Vibration resistance	0.35 mm (f= 5...57.6 Hz) conforming to IEC 60068-2-6 1 gn (f= 57.6...150 Hz) conforming to IEC 60255-21-1
Shock resistance	5 gn conforming to IEC 60068-2-27
Standards	IEC 60255-1
Product certifications	GOST[RETURN]UL[RETURN]GL[RETURN]C-Tick[RETURN]CSA
Ambient air temperature for storage	-40...70 °C
Relative humidity	95 % at 55 °C conforming to IEC 60068-2-30
IP degree of protection	IP20 (terminals) conforming to IEC 60529 IP30 (casing) conforming to IEC 60529
Pollution degree	3 conforming to IEC 60664-1
Directives	89/336/EEC - electromagnetic compatibility 73/23/EEC - low voltage directive
Dielectric test voltage	2 kV, 1 min AC 50 Hz
Non-dissipating shock wave	4 kV

## Packing Units

Unit Type of Package 1	PCE
Number of Units in Package 1	1
Package 1 Height	2.800 cm
Package 1 Width	7.800 cm
Package 1 Length	9.600 cm
Package 1 Weight	94.000 g
Unit Type of Package 2	S02
Number of Units in Package 2	48
Package 2 Height	15.000 cm

Package 2 Width	30.000 cm
Package 2 Length	40.000 cm
Package 2 Weight	5.010 kg

### Offer Sustainability

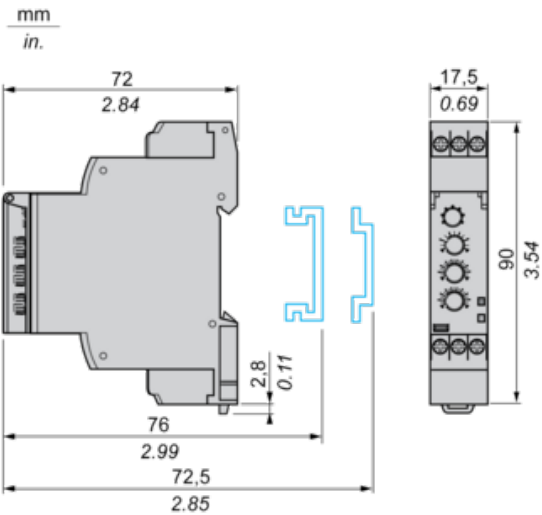
Sustainable offer status	Green Premium product
REACH Regulation	<a href="#">REACH Declaration</a>
EU RoHS Directive	Pro-active compliance (Product out of EU RoHS legal scope)
Mercury free	Yes
China RoHS Regulation	<a href="#">China RoHS Declaration</a>
RoHS exemption information	<a href="#">Yes</a>
Environmental Disclosure	<a href="#">Product Environmental Profile</a>
Circularity Profile	<a href="#">End Of Life Information</a>

### Contractual warranty

Warranty	18 months
----------	-----------

3-Phase Voltage Control Relays

Dimensions and Mounting

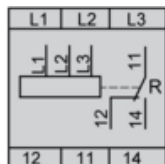


---

## 3-Phase Voltage Control Relays

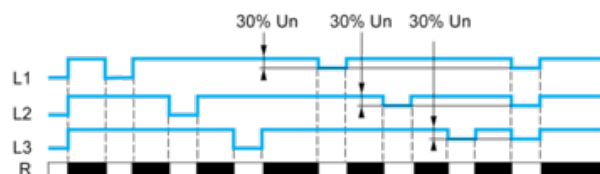
---

### Wiring Diagram

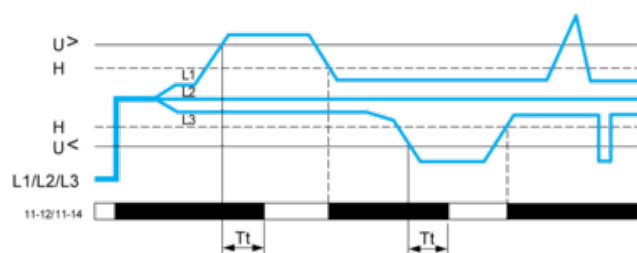


## Function Diagrams

### Phase Failure Detection ( $U$ measured $< 0.7 \times$ nominal supply voltage)



### Control of Overvoltage and Undervoltage



### Legend

$U_n$  Nominal supply voltage

R Output relay

$T_t$  Overvoltage and undervoltage threshold delay (adjustable on front panel from 0.3 to 30 s)

H Hysteresis

$U>$  Overvoltage threshold

$U<$  Undervoltage threshold

L1, L2, L3 Phases of the supply voltage monitored

11-12, 11-14 R1 output relay connections

Relay status: black color = energized.