


Product data sheet

Characteristics

RSL1GB4JD

Harmony Electromechanical Relays, Slim interface plug in relay, 6A, 1CO, low level, 12V DC



Main

Range of product	Harmony Electromechanical Relays
Series name	Slim interface relay
Product or component type	Plug-in relay
Device short name	RSL
Contacts type and composition	1 C/O
Contact operation	Low level
[Uc] control circuit voltage	12 V DC
[Ithe] conventional enclosed thermal current	6 A at -40...55 °C
Status LED	Without
Control type	Without push-button

Complementary

Shape of pin	Flat (PCB type)
Average resistance	848 Ohm at 23 °C +/- 10 %
Rated operational voltage limits	9...16.8 V DC
[Ui] rated insulation voltage	250 V conforming to IEC 277 V conforming to cUL
[Uimp] rated impulse withstand voltage	6 kV conforming to IEC
Contacts material	Silver alloy - gold plated (AgSnO2)
[Ie] rated operational current	6 A (AC-1/DC-1) conforming to IEC/UL
Minimum switching current	1 mA
Maximum switching voltage	277 V
Minimum switching voltage	24 V
Maximum switching capacity	1500 VA 50 W
Minimum switching capacity	24 mW
Operating rate	<= 360 cycles/hour under load <= 18000 cycles/hour no-load
Mechanical durability	10000000 cycles
Electrical durability	60000 cycles, 6 A at 250 V, AC-1 C/O
Operating time	5 ms reset 12 ms
Protection category	RT III
Test levels	Level A group mounting
Operating position	Any position
Width	5 mm
Height	28 mm
Depth	18.5 mm
Terminals description ISO n°1	(11-12-14)OC (A1-A2)CO

The information provided in this documentation contains general descriptions and/or technical characteristics of the performance of the products contained herein. This documentation is not intended as a substitute for and is not to be used for determining suitability or reliability of these products for specific user applications. It is the duty of any such user or integrator to perform the appropriate and complete risk analysis, evaluation and testing of the products with respect to the relevant specific application or use thereof. Neither Schneider Electric Industries SAS nor any of its affiliates or subsidiaries shall be responsible or liable for misuse of the information contained herein.

Net weight	0.0054 kg
Load current	6 A at 250 V AC 0.5 mm mounting distance
Average coil consumption	0.17 W
Drop-out voltage threshold	$\geq 0.05 U_c$
Safety reliability data	B10d = 60000
Mounting support	Socket or PCB
Device presentation	Complete product







Environment

Dielectric strength	1000 V AC between contacts 4000 V AC between coil and contact
Standards	CSA C22.2 No 14 IEC 61810-1 UL 508
Product certifications	UL[RETURN]CSA[RETURN]EAC
Ambient air temperature for storage	-40...70 °C
Vibration resistance	+/- 1 mm (f= 10...55 Hz) conforming to IEC 60068-2-6
IP degree of protection	IP40 conforming to IEC 60529
Shock resistance	5 gn (duration = 11 ms) for not operating conforming to IEC 60068-2-27 5 gn (duration = 11 ms) for in operation conforming to IEC 60068-2-27
Ambient air temperature for operation	-40...55 °C

Packing Units

Unit Type of Package 1	PCE
Number of Units in Package 1	1
Package 1 Height	0.5 cm
Package 1 Width	1.5 cm
Package 1 Length	2.8 cm
Package 1 Weight	6 g
Unit Type of Package 2	BB1
Number of Units in Package 2	10
Package 2 Height	0.7 cm
Package 2 Width	2.4 cm
Package 2 Length	30.5 cm
Package 2 Weight	68 g
Unit Type of Package 3	S01
Number of Units in Package 3	500
Package 3 Height	15 cm
Package 3 Width	15 cm
Package 3 Length	40 cm
Package 3 Weight	3.625 kg

Offer Sustainability

Sustainable offer status	Green Premium product
REACH Regulation	 REACH Declaration
REACH free of SVHC	Yes
EU RoHS Directive	Pro-active compliance (Product out of EU RoHS legal scope)  EU RoHS Declaration
Toxic heavy metal free	Yes
Mercury free	Yes
China RoHS Regulation	 China RoHS Declaration
RoHS exemption information	 Yes
Environmental Disclosure	 Product Environmental Profile
Circularity Profile	 End Of Life Information

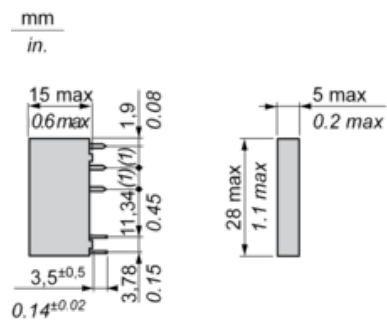
WEEE	The product must be disposed on European Union markets following specific waste collection and never end up in rubbish bins
Toxic free	Yes
Phenolic free solution	Yes

Contractual warranty

Warranty	18 months
----------	-----------

Dimensions

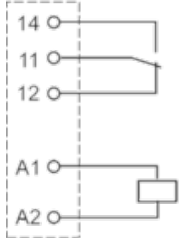
Relay with Flat Pins (PCB Type)



Wiring Diagram

Relay with Flat Pins (PCB Type)

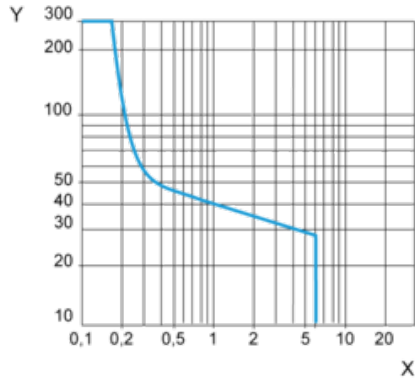
1 C/O contact



Curves for Resistive Load

Maximum Switching Capacity on DC Load

Resistive load

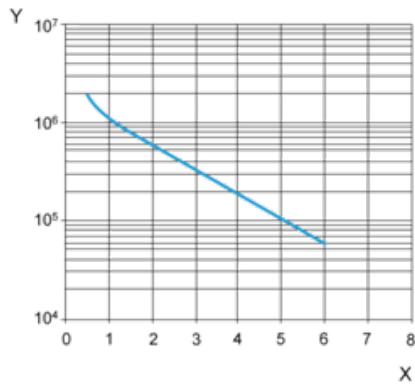


X DC Current

Y DC Voltage

Electrical Durability

Only tested at 6A/250VAC, projection for the rest
250 Vac Resistive load



X Switching current (A)

Y Cycles

Note : These are typical curves, actual durability depends on load, environment, duty cycle, etc.