

Product data sheet

Characteristics

RXG12BD

Harmony Electromechanical Relays, Interface plug in relay, 10A, 1CO, with LED, lockable test button, 24V DC



Main

| | |
|--|----------------------------------|
| Range of product | Harmony Electromechanical Relays |
| Series name | Interface relay |
| Product or component type | Plug-in relay |
| Device short name | RXG |
| Contacts type and composition | 1 C/O |
| [Ithe] conventional enclosed thermal current | 10 A at -40...55 °C |
| Local signalling | Flag |

Complementary

| | |
|--------------------------------|--|
| Status LED | With |
| [Ie] rated operational current | 10 A at 30 V (DC) conforming to UL 10 A at 30 V (DC) conforming to IEC 10 A at 250 V (AC) conforming to IEC 10 A at 250 V (AC) conforming to UL |
| Electrical durability | 100000 Cycles for NO resistive load at 55 °C 100000 cycles for NC resistive load at 55 °C |
| Coil resistance | 1100 Ohm +/- 10 % |
| Shock resistance | 20 gn in operation 100 gn not in operation |
| Mounting position | Any position |
| [Uc] control circuit voltage | 24 V DC |
| Colour of cover | Standard |
| Drop-out voltage threshold | >= 0.1 Uc DC |
| Load current | 10 A at 250 V AC |
| Minimum switching capacity | 500 mW at 100 mA, 5 V DC |
| Maximum switching capacity | 2500 VA |
| Control type | Lockable test button |
| Torque value | 0.8 N.m |
| Contact resistance | 100 mOhm |
| Insulation resistance | 1000 MOhm at 500 V DC |
| Electrical insulation class | Class F |
| Mechanical durability | 10000000 cycles |
| Safety reliability data | B10d = 100000 |
| Operating time | 20 ms |
| Reset time | 20 ms |
| Overvoltage category | III |
| Maximum switching voltage | 250 V AC 30 V DC |
| Protection category | RT I |
| Operating rate | <= 1800 cycles/hour under load <= 18000 cycles/hour no-load |

The information provided in this documentation contains general descriptions and/or technical characteristics of the performance of the products contained herein. This documentation is not intended as a substitute for and is not to be used for determining suitability or reliability of these products for specific user applications. It is the duty of any such user or integrator to perform the appropriate and complete risk analysis, evaluation and testing of the products with respect to the relevant specific application or use thereof. Neither Schneider Electric Industries SAS nor any of its affiliates or subsidiaries shall be responsible or liable for misuse of the information contained herein.

| | |
|-------------------------------|--|
| Pollution degree | 2 |
| Utilisation coefficient | 20 % |
| [Ui] rated insulation voltage | 250 V conforming to IEC 300 V conforming to CSA 300 V conforming to UL |
| Dielectric strength | 1000 V AC between contacts with micro disconnection 5000 V AC between coil and contact with reinforced insulation |
| Test levels | Level A group mounting |
| Device presentation | Complete product |
| Contacts material | Silver alloy (AgSnO2In2O3) |
| Net weight | 0.02 kg |

Environment

| | |
|---------------------------------------|--|
| Standards | IEC 61810-1 CSA C22.2 No 14 UL 508 |
| Product certifications | CSA[RETURN]CE[RETURN]EAC[RETURN]UL[RETURN]DNV-GL |
| Ambient air temperature for storage | -40...85 °C |
| Ambient air temperature for operation | -40...70 °C |
| IP degree of protection | IP40 |
| Relative humidity | 10...85 % |
| Vibration resistance | 3 gn, amplitude = +/- 0.75 mm (f = 10...150 Hz)in operation 5 gn, amplitude = +/- 0.75 mm (f = 10...150 Hz)not in operation |

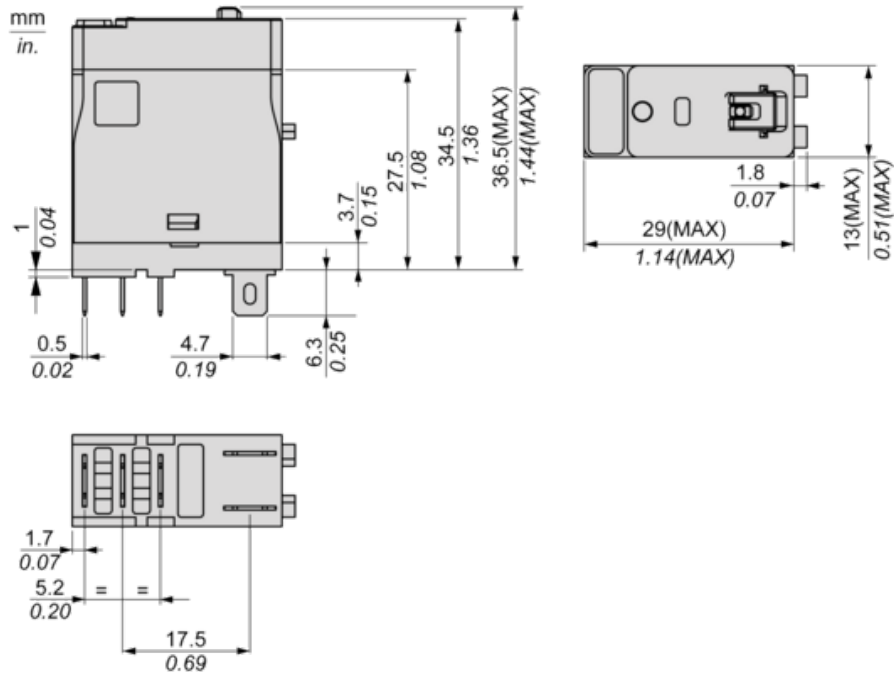
Packing Units

| | |
|------------------------------|----------|
| Unit Type of Package 1 | PCE |
| Number of Units in Package 1 | 1 |
| Package 1 Height | 2.89 cm |
| Package 1 Width | 1.27 cm |
| Package 1 Length | 3.452 cm |
| Package 1 Weight | 20.87 g |
| Unit Type of Package 2 | BB1 |
| Number of Units in Package 2 | 10 |
| Package 2 Height | 3.45 cm |
| Package 2 Width | 9.15 cm |
| Package 2 Length | 8.2 cm |
| Package 2 Weight | 408.7 g |
| Unit Type of Package 3 | S01 |
| Number of Units in Package 3 | 200 |
| Package 3 Height | 15 cm |
| Package 3 Width | 15 cm |
| Package 3 Length | 40 cm |
| Package 3 Weight | 4.426 kg |

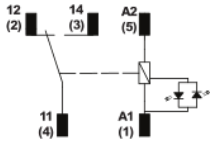
Offer Sustainability

| | |
|----------------------------|--|
| Sustainable offer status | Green Premium product |
| REACH Regulation |  REACH Declaration |
| REACH free of SVHC | Yes |
| EU RoHS Directive | Pro-active compliance (Product out of EU RoHS legal scope)  EU RoHS Declaration |
| Toxic heavy metal free | Yes |
| Mercury free | Yes |
| China RoHS Regulation |  China RoHS Declaration |
| RoHS exemption information |  Yes |
| Environmental Disclosure |  Product Environmental Profile |
| Circularity Profile | No need of specific recycling operations |

Dimensions

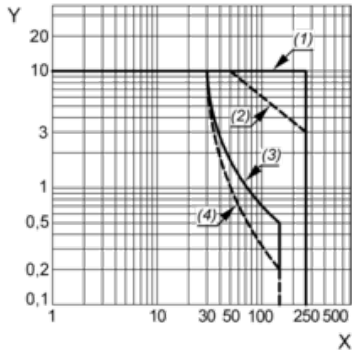


Wiring Diagram



Performance Curves

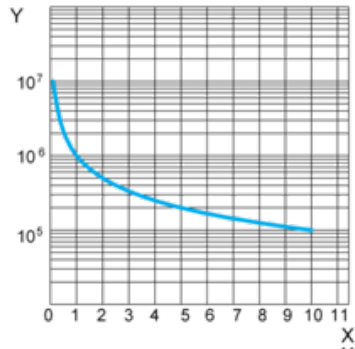
Maximum Switching Capacity



- X : Switching voltage (V)
- Y : Switching current (A)
- (1) AC Resistive Load
- (2) AC Inductive Load $\cos(\phi)=0.4$
- (3) DC Resistive Load
- (4) DC Inductive Load (L/R=7ms)

Life Expectancy

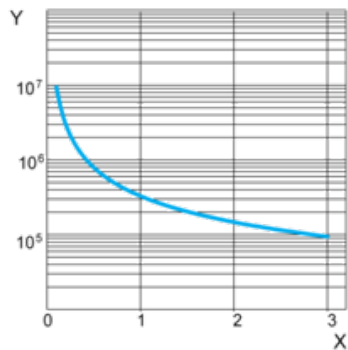
Resistive Load



- X : Contact Current (A)
- Y : Operating Cycle Number

Life Expectancy

Inductive Load



- X : Contact Current (A)
- Y : Operating Cycle Number

NOTE: These are typical curves, actual durability depends on load, environment, duty cycle, etc.

Coil Operating Range

DC Coil Operating Range VS Ambient Temperature



X : Ambient temperature (°C)

Y : Coil voltage (U/Uc)

(1) Permitted operating range area