



Main

Range	TeSys
Range of product	TeSys Deca
Product or component type	Contacteur
Device short name	LC1D
Contacteur application	Resistive load
Utilisation category	AC-1
Poles description	4P
[Ue] rated operational voltage	Power circuit: ≤ 690 V AC 25...400 Hz Power circuit: ≤ 300 V DC
[Ie] rated operational current	60 A (at ≤ 60 °C) at ≤ 440 V AC AC-1 for power circuit
[Uc] control circuit voltage	200 V AC 50/60 Hz

Complementary

Compatibility code	LC1D
Pole contact composition	4 NO
Protective cover	With
[Ith] conventional free air thermal current	10 A (at 60 °C) for signalling circuit 60 A (at 60 °C) for power circuit
Irms rated making capacity	140 A AC for signalling circuit conforming to IEC 60947-5-1 250 A DC for signalling circuit conforming to IEC 60947-5-1 800 A at 440 V for power circuit conforming to IEC 60947
Rated breaking capacity	800 A at 440 V for power circuit conforming to IEC 60947
[Icw] rated short-time withstand current	320 A 40 °C - 10 s for power circuit 720 A 40 °C - 1 s for power circuit 72 A 40 °C - 10 min for power circuit 165 A 40 °C - 1 min for power circuit 100 A - 1 s for signalling circuit 120 A - 500 ms for signalling circuit 140 A - 100 ms for signalling circuit
Associated fuse rating	10 A gG for signalling circuit conforming to IEC 60947-5-1 80 A gG at ≤ 690 V coordination type 1 for power circuit 80 A gG at ≤ 690 V coordination type 2 for power circuit
Average impedance	1.6 mOhm - Ith 60 A 50 Hz for power circuit
Power dissipation per pole	5.8 W AC-1
[Ui] rated insulation voltage	Power circuit: 600 V CSA certified Power circuit: 600 V UL certified Signalling circuit: 690 V conforming to IEC 60947-1 Signalling circuit: 600 V CSA certified Signalling circuit: 600 V UL certified Power circuit: 690 V conforming to IEC 60947-4-1
Overvoltage category	III
Pollution degree	3
[Uimp] rated impulse withstand voltage	6 kV conforming to IEC 60947
Safety reliability level	B10d = 1369863 cycles contactor with nominal load conforming to EN/ISO 13849-1 B10d = 20000000 cycles contactor with mechanical load conforming to EN/ISO 13849-1
Mechanical durability	6 Mcycles
Electrical durability	1.4 Mcycles 60 A AC-1 at Ue ≤ 440 V
Control circuit type	AC at 50/60 Hz

Coil technology	Without built-in suppressor module
Control circuit voltage limits	0.3...0.6 Uc (-40...70 °C):drop-out AC 50/60 Hz 0.8...1.1 Uc (-40...60 °C):operational AC 50 Hz 0.85...1.1 Uc (-40...60 °C):operational AC 60 Hz 1...1.1 Uc (60...70 °C):operational AC 50/60 Hz
Inrush power in VA	140 VA 60 Hz cos phi 0.75 (at 20 °C) 160 VA 50 Hz cos phi 0.75 (at 20 °C)
Hold-in power consumption in VA	13 VA 60 Hz cos phi 0.3 (at 20 °C) 15 VA 50 Hz cos phi 0.3 (at 20 °C)
Heat dissipation	4...5 W at 50/60 Hz
Operating time	4...19 ms opening 12...26 ms closing
Maximum operating rate	3600 cyc/h 60 °C
Connections - terminals	Control circuit: screw clamp terminals 2 1...2.5 mm ² - cable stiffness: flexible with cable end Control circuit: screw clamp terminals 1 1...4 mm ² - cable stiffness: flexible without cable end Control circuit: screw clamp terminals 2 1...4 mm ² - cable stiffness: flexible without cable end Control circuit: screw clamp terminals 1 1...4 mm ² - cable stiffness: flexible with cable end Control circuit: screw clamp terminals 1 1...4 mm ² - cable stiffness: solid without cable end Control circuit: screw clamp terminals 2 1...4 mm ² - cable stiffness: solid without cable end Power circuit: EverLink BTR screw connectors 1 1...35 mm ² - cable stiffness: flexible without cable end Power circuit: EverLink BTR screw connectors 2 1...25 mm ² - cable stiffness: flexible without cable end Power circuit: EverLink BTR screw connectors 1 1...35 mm ² - cable stiffness: flexible with cable end Power circuit: EverLink BTR screw connectors 2 1...25 mm ² - cable stiffness: flexible with cable end Power circuit: EverLink BTR screw connectors 1 1...35 mm ² - cable stiffness: solid without cable end Power circuit: EverLink BTR screw connectors 2 1...25 mm ² - cable stiffness: solid without cable end
Tightening torque	Control circuit: 1.7 N.m - on EverLink BTR screw connectors - with screwdriver flat Ø 6 mm Control circuit: 1.7 N.m - on EverLink BTR screw connectors - with screwdriver Philips No 2 Power circuit: 8 N.m - on EverLink BTR screw connectors - cable 25...35 mm ² hexagonal screw head 4 mm Power circuit: 5 N.m - on EverLink BTR screw connectors - cable 1...25 mm ² hexagonal screw head 4 mm
Auxiliary contact composition	1 NO + 1 NC
Auxiliary contacts type	Type mechanically linked 1 NO + 1 NC conforming to IEC 60947-5-1 Type mirror contact 1 NC conforming to IEC 60947-4-1
Signalling circuit frequency	25...400 Hz
Minimum switching voltage	17 V for signalling circuit
Minimum switching current	5 mA for signalling circuit
Insulation resistance	> 10 MOhm for signalling circuit
Non-overlap time	1.5 Ms on de-energisation between NC and NO contact 1.5 ms on energisation between NC and NO contact
Mounting support	Rail Plate

Environment







Standards	CSA C22.2 No 14 EN 60947-4-1 EN 60947-5-1 IEC 60947-4-1 IEC 60947-5-1 UL 508
Product certifications	CSA[RETURN]RINA[RETURN]GOST[RETURN]GL[RETURN]CCC[RETURN]LROS (Lloyds register of shipping)[RETURN]UL[RETURN]DNV[RETURN]BV
IP degree of protection	IP20 front face conforming to IEC 60529
Protective treatment	TH conforming to IEC 60068-2-30
Climatic withstand	Conforming to IACS E10 exposure to damp heat Conforming to IEC 60947-1 Annex Q category D exposure to damp heat

Permissible ambient air temperature around the device	-40...60 °C 60...70 °C with derating
Operating altitude	0...3000 m
Fire resistance	850 °C conforming to IEC 60695-2-1
Flame retardance	V1 conforming to UL 94
Mechanical robustness	Vibrations contactor open (2 Gn, 5...300 Hz) Vibrations contactor closed (4 Gn, 5...300 Hz) Shocks contactor closed (15 Gn for 11 ms) Shocks contactor open (10 Gn for 11 ms)
Height	122 mm
Width	70 mm
Depth	120 mm
Net weight	1.09 kg

Packing Units

Unit Type of Package 1	PCE
Number of Units in Package 1	1
Package 1 Height	7.5 cm
Package 1 Width	14.0 cm
Package 1 Length	15.0 cm
Package 1 Weight	1.1 kg

Offer Sustainability

Sustainable offer status	Green Premium product
REACH Regulation	 REACH Declaration
REACH free of SVHC	Yes
EU RoHS Directive	Compliant  EU RoHS Declaration
Toxic heavy metal free	Yes
Mercury free	Yes
China RoHS Regulation	 China RoHS Declaration
RoHS exemption information	 Yes
Environmental Disclosure	 Product Environmental Profile
Circularity Profile	 End Of Life Information
PVC free	Yes

Contractual warranty

Warranty	18 months
----------	-----------