

Product data sheet

Characteristics

PDL681M20SEWH

Switch 600 Series Mechanism - Single-pole
- Marked SENSOR - 250 V - 20 A / 16 AX -
White



Main

Range of product	600 Series
Product or component type	Switch
Control type	Rocker




Complementary

Material	PC (polycarbonate)
Colour tint	White
Surface finish	Gloss
Installation direction	Horizontal Vertical
Length	23 mm
Width	23 mm
Depth	26 mm
Rated current	20 A 16 AX
[Ue] rated operational voltage	250 V
Network type	AC
Motor M-rating AS3133	M60
Network number of phases	1 phase
Number of gangs	1 gang
Number of poles	1
Mounting mode	Front
Ambient air temperature for operation	-10...40 °C
Cable cross section	2 x 2.5 mm ² 4 x 1.5 mm ²
Load type	LEDi lamp 250 W

Packing Units

Unit Type of Package 1	PCE
Number of Units in Package 1	1
Package 1 Height	2.5 cm
Package 1 Width	2.5 cm
Package 1 Length	3 cm
Package 1 Weight	14 g

Offer Sustainability

REACH Regulation	 REACH Declaration
EU RoHS Directive	Compliant with Exemptions
Mercury free	Yes
China RoHS Regulation	 China RoHS Declaration
RoHS exemption information	 Yes