





Main

Range	TeSys TeSys Deca
Product name	TeSys D TeSys Deca
Product or component type	Contacteur
Device short name	LC1D
Contacteur application	Motor control Resistive load
Utilisation category	AC-1 AC-3
Poles description	3P
Power pole contact composition	3 NO
[Ue] rated operational voltage	Power circuit: 690 V AC 25...400 Hz Power circuit: 300 V DC
[Ie] rated operational current	80 A (at <60 °C) at <= 440 V AC-1 for power circuit 66 A (at <60 °C) at <= 440 V AC-3 for power circuit
Motor power kW	18.5 KW at 220...230 V AC 50 Hz (AC-3) 37 KW at 380...400 V AC 50 Hz (AC-3) 37 KW at 415 V AC 50 Hz (AC-3) 37 KW at 440 V AC 50 Hz (AC-3) 37 KW at 500 V AC 50 Hz (AC-3) 37 kW at 660...690 V AC 50 Hz (AC-3)
Motor power HP (UL / CSA)	5 Hp at 115 V AC 60 Hz for 1 phase motors 10 Hp at 230/240 V AC 60 Hz for 1 phase motors 20 Hp at 200/208 V AC 60 Hz for 3 phases motors 20 Hp at 230/240 V AC 60 Hz for 3 phases motors 40 Hp at 460/480 V AC 60 Hz for 3 phases motors 50 hp at 575/600 V AC 60 Hz for 3 phases motors
Control circuit type	AC at 50/60 Hz
[Uc] control circuit voltage	110 V AC 50/60 Hz
Auxiliary contact composition	1 NO + 1 NC
[Uimp] rated impulse withstand voltage	6 kV conforming to IEC 60947
Overvoltage category	III
[Ith] conventional free air thermal current	10 A (at 60 °C) for signalling circuit 80 A (at 60 °C) for power circuit
Irms rated making capacity	140 A AC for signalling circuit conforming to IEC 60947-5-1 250 A DC for signalling circuit conforming to IEC 60947-5-1 1000 A at 440 V AC for power circuit conforming to IEC 60947
Rated breaking capacity	1000 A at 440 V for power circuit conforming to IEC 60947
[Icw] rated short-time withstand current	520 A 40 °C - 10 s for power circuit 900 A 40 °C - 1 s for power circuit 110 A 40 °C - 10 min for power circuit 260 A 40 °C - 1 min for power circuit 100 A - 1 s for signalling circuit 120 A - 500 ms for signalling circuit 140 A - 100 ms for signalling circuit
Associated fuse rating	10 A gG for signalling circuit conforming to IEC 60947-5-1 125 A gG at <= 690 V coordination type 1 for power circuit 125 A gG at <= 690 V coordination type 2 for power circuit
Average impedance	1.5 mOhm - Ith 80 A 50 Hz for power circuit
[Ui] rated insulation voltage	Signalling circuit: 690 V conforming to IEC 60947-1 Power circuit: 690 V conforming to IEC 60947-4-1

Electrical durability	0.7 Mcycles 80 A AC-1 at Ue ≤ 440 V 1 Mcycles 66 A AC-3 at Ue ≤ 440 V
Power dissipation per pole	9.6 W AC-1 6.5 W AC-3
Front cover	With
Mounting support	Rail Plate
Standards	EN/IEC 60947-4-1 EN/IEC 60947-5-1 UL 60947-4-1 CSA C22.2 No 60947-4-1 IEC 60335-1
Product certifications	CCC CSA EAC UL KC DNV-GL LROS (Lloyds register of shipping)
Connections - terminals	Control circuit: screw clamp terminals 2 cable(s) 1... 2.5 mm ² flexible with cable end Control circuit: screw clamp terminals 1 cable(s) 1... 4 mm ² flexible with cable end Power circuit: EverLink BTR screw connectors 1 cable(s) 1...35 mm ² flexible with cable end Power circuit: EverLink BTR screw connectors 2 cable(s) 1...25 mm ² flexible with cable end Control circuit: screw clamp terminals 1 cable(s) 1... 4 mm ² solid Control circuit: screw clamp terminals 2 cable(s) 1... 4 mm ² solid Power circuit: EverLink BTR screw connectors 1 cable(s) 1...35 mm ² solid Power circuit: EverLink BTR screw connectors 2 cable(s) 1...25 mm ² solid Control circuit: screw clamp terminals 1 cable(s) 1... 4 mm ² flexible Control circuit: screw clamp terminals 2 cable(s) 1... 4 mm ² flexible Power circuit: EverLink BTR screw connectors 1 cable(s) 1...35 mm ² flexible Power circuit: EverLink BTR screw connectors 2 cable(s) 1...25 mm ² flexible
Tightening torque	Control circuit: 1.7 N.m - on screw clamp terminals - with screwdriver flat Ø 6 mm Control circuit: 1.7 N.m - on screw clamp terminals - with screwdriver Philips No 2 Power circuit: 8 N.m - on EverLink BTR screw connectors - cable 25...35 mm ² hexagonal screw head 4 mm Power circuit: 5 N.m - on EverLink BTR screw connectors - cable 1...25 mm ² hexagonal screw head 4 mm Control circuit: 1.7 N.m - on screw clamp terminals - with screwdriver pozidriv No 2 Power circuit: 2.5 N.m - on screw clamp terminals - with screwdriver pozidriv No 2
Operating time	4...19 ms opening 12...26 ms closing
Safety reliability level	B10d = 1369863 cycles contactor with nominal load conforming to EN/ISO 13849-1 B10d = 20000000 cycles contactor with mechanical load conforming to EN/ISO 13849-1
Mechanical durability	6 Mcycles
Maximum operating rate	3600 cyc/h 60 °C

Complementary

Coil technology	Without built-in suppressor module
Control circuit voltage limits	0.3...0.6 Uc (-40...70 °C):drop-out AC 50/60 Hz 0.8...1.1 Uc (-40...60 °C):operational AC 50 Hz 0.85...1.1 Uc (-40...60 °C):operational AC 60 Hz 1...1.1 Uc (60...70 °C):operational AC 50/60 Hz
Inrush power in VA	140 VA 60 Hz cos phi 0.75 (at 20 °C) 160 VA 50 Hz cos phi 0.75 (at 20 °C)
Hold-in power consumption in VA	13 VA 60 Hz cos phi 0.3 (at 20 °C) 15 VA 50 Hz cos phi 0.3 (at 20 °C)
Heat dissipation	4...5 W at 50/60 Hz
Auxiliary contacts type	Type mechanically linked 1 NO + 1 NC conforming to IEC 60947-5-1 Type mirror contact 1 NC conforming to IEC 60947-4-1
Signalling circuit frequency	25...400 Hz
Minimum switching current	5 mA for signalling circuit
Minimum switching voltage	17 V for signalling circuit
Non-overlap time	1.5 Ms on de-energisation between NC and NO contact 1.5 ms on energisation between NC and NO contact
Insulation resistance	> 10 MOhm for signalling circuit




Environment

IP degree of protection	IP20 front face conforming to IEC 60529
Protective treatment	TH conforming to IEC 60068-2-30
Pollution degree	3
Ambient air temperature for operation	-40...60 °C 60...70 °C with derating
Ambient air temperature for storage	-60...80 °C
Operating altitude	0...3000 m
Fire resistance	850 °C conforming to IEC 60695-2-1
Flame retardance	V1 conforming to UL 94
Mechanical robustness	Vibrations contactor open: 2 Gn, 5...300 Hz Vibrations contactor closed: 4 Gn, 5...300 Hz Shocks contactor closed: 15 Gn for 11 ms Shocks contactor open: 10 Gn for 11 ms
Height	122 mm
Width	55 mm
Depth	120 mm
Net weight	0.86 kg
Colour	Grey (SE GREY 6)

Packing Units

Unit Type of Package 1	PCE
Number of Units in Package 1	1
Package 1 Weight	850 g
Package 1 Height	6.2 cm
Package 1 width	14 cm
Package 1 Length	15.5 cm

Offer Sustainability

Sustainable offer status	Green Premium product
REACH Regulation	 REACH Declaration
REACH free of SVHC	Yes
EU RoHS Directive	Compliant  EU RoHS Declaration
Toxic heavy metal free	Yes
Mercury free	Yes
RoHS exemption information	 Yes

China RoHS Regulation	China RoHS Declaration
Environmental Disclosure	Product Environmental Profile
WEEE	The product must be disposed on European Union markets following specific waste collection and never end up in rubbish bins
PVC free	Yes

Contractual warranty

Warranty	18 months
----------	-----------