

Main

Product or component type	Auxiliary contact
Device short name	OF[RETURN]SD[RETURN]SDE[RETURN]SDV
Device application	Breaker status monitoring
Range compatibility	ComPact ComPact NS630b...1600 ComPact ComPact NS1600b...3200 ComPact ComPact INS ComPact Compact INV ComPact ComPact NSX EasyPact EasyPact CVS PowerPact PowerPact Multistandard ComPact ComPact NSX DC
Signal contacts composition	1 NO/NC

Complementary





Fault type	General electric fault
Local signalling	ON/OFF indication for open/close Trip indicator for relay trip indicator Fault trip for electrical fault
Auxiliary contacts type	Standard
Mounting mode	Clip-on
[I _{th}] conventional free air thermal current	5 A
Breaking capacity (A)	AC-12: 6 A at 24 V AC 50/60 Hz AC-12: 6 A at 48 V AC 50/60 Hz AC-12: 6 A at 110 V AC 50/60 Hz AC-12: 6 A at 220/240 V AC 50/60 Hz AC-12: 6 A at 380/440 V AC 50/60 Hz AC-12: 6 A at 480 V AC 50/60 Hz AC-12: 6 A at 660/690 V AC 50/60 Hz AC-15: 6 A at 24 V AC 50/60 Hz AC-15: 6 A at 48 V AC 50/60 Hz AC-15: 5 A at 110 V AC 50/60 Hz AC-15: 4 A at 220/240 V AC 50/60 Hz AC-15: 2 A at 380/440 V AC 50/60 Hz AC-15: 1.5 A at 480 V AC 50/60 Hz AC-15: 0.1 A at 660/690 V AC 50/60 Hz DC-12: 6 A at 24 V DC 50/60 Hz DC-12: 2.5 A at 48 V DC 50/60 Hz DC-12: 0.6 A at 110 V DC 50/60 Hz DC-12: 0.3 A at 250 V DC 50/60 Hz DC-14: 1 A at 24 V DC 50/60 Hz DC-14: 0.2 A at 48 V DC DC-14: 0.05 A at 110 V DC DC-14: 0.03 A at 250 V DC
Minimum load	100 mA at 24 V DC
Auxiliary connection terminal	Spring 0.5...1.5 mm ² (AWG 20...AWG 16)
Accessory / separate part category	Spare part for Compact NS630b...1600 Spare part for Compact NS1600b...3200

The information provided in this documentation contains general descriptions and/or technical characteristics of the performance of the products contained herein. This documentation is not intended as a substitute for and is not to be used for determining suitability or reliability of these products for specific user applications. It is the duty of any such user or integrator to perform the appropriate and complete risk analysis, evaluation and testing of the products with respect to the relevant specific application or use thereof. Neither Schneider Electric Industries SAS nor any of its affiliates or subsidiaries shall be responsible or liable for misuse of the information contained herein.

Packing Units

Unit Type of Package 1	PCE
Number of Units in Package 1	1
Package 1 Height	1.400 cm
Package 1 Width	7.000 cm
Package 1 Length	7.000 cm
Package 1 Weight	16.900 g
Unit Type of Package 2	BB1
Number of Units in Package 2	10
Package 2 Height	4.500 cm
Package 2 Width	16.000 cm
Package 2 Length	16.000 cm
Package 2 Weight	177.000 g
Unit Type of Package 3	S03
Number of Units in Package 3	300
Package 3 Height	30.000 cm
Package 3 Width	30.000 cm
Package 3 Length	40.000 cm
Package 3 Weight	5.785 kg

Offer Sustainability

Sustainable offer status	Green Premium product
REACH Regulation	 REACH Declaration
REACH free of SVHC	Yes
EU RoHS Directive	Compliant  EU RoHS Declaration
Toxic heavy metal free	Yes
Mercury free	Yes
China RoHS Regulation	 China RoHS Declaration
RoHS exemption information	 Yes
Environmental Disclosure	 Product Environmental Profile
Circularity Profile	No need of specific recycling operations
WEEE	The product must be disposed on European Union markets following specific waste collection and never end up in rubbish bins
PVC free	Yes
Halogen content performance	Halogen free plastic parts product

Contractual warranty

Warranty	18 months
----------	-----------