



### Main

Range of product	Acti9
Product name	Acti9 iPRD
Product or component type	Surge arrester with pluggable cartridge
Device short name	iPRD40
Device application	Distribution
Standards	EN 61643-11:2012 IEC 61643-11:2011
Product certifications	CE
Quality labels	KEMA-KEUR NF
Poles description	3P + N
Remote signalling	Without
Surge arrester type	Electrical distribution network
Earthing system	TT TN-S

### Complementary

Surge arrester class type	Type 2
Surge arrester technology	MOV + GDT
[Ue] rated operational voltage	230/400 V AC (+/- 10 %) at 50/60 Hz
[In] nominal discharge current	Common mode: 15 kA (L/PE) Common mode: 15 kA (N/PE) Differential mode: 15 kA (L/N)
[Imax] maximum discharge current	Common mode: 40 kA L/PE Common mode: 40 kA N/PE Differential mode: 40 kA L/N
[Uc] maximum continuous operating voltage	Common mode: 260 V N/PE Common mode: 350 V L/PE Differential mode: 350 V L/N
Maximum [Up] voltage protection level	Common mode <1.4 kV type 2 N/PE Differential mode <1.4 kV type 2 L/N
[Ut] temporary overvoltage	337 V L/N 5 s withstand 1200 V N/PE 200 ms safe failure mode 442 V L/PE 5 s withstand 1453 V L/PE 200 ms safe failure mode
Disconnecter device type	Associated circuit breaker iC60H 40 A curve C - Icu 15 kA[RETURN]Associated circuit breaker IC60N 40 A curve C - Icu 10 kA[RETURN]Associated circuit breaker NG125H 40 A curve C - Icu 36 kA[RETURN]Associated circuit breaker NG125L 40 A curve C - Icu 50 kA[RETURN]Associated circuit breaker NG125N 40 A curve C - Icu 25 kA[RETURN]Associated fuse gG 63 A - Icu 15 kA[RETURN]Associated fuse gG 80 A - Icu 50 kA
Mounting mode	Clip-on (DIN rail)
9 mm pitches	8
Height	85 mm
Width	72 mm
Depth	69 mm
Net weight	0.414 kg
Colour	White (RAL 9003)
[Ipe] Ground residual current	0.003 MA 0.6 mA

The information provided in this documentation contains general descriptions and/or technical characteristics of the products of the performance of the products contained herein. This documentation is not intended as a substitute for and is not to be used for determining suitability or reliability of these products for specific user applications. It is the duty of any such user or integrator to perform the appropriate and complete risk analysis, evaluation and testing of the products with respect to the relevant specific application or use thereof. Neither Schneider Electric Industries SAS nor any of its affiliates or subsidiaries shall be responsible or liable for misuse of the information contained herein.

Connections - terminals	Tunnel type terminal (downside) 2.5...35 mm <sup>2</sup> Tunnel type terminal (upside) 2.5...35 mm <sup>2</sup>
Tightening torque	2.5 N.m







## Environment

IK degree of protection	IK03 conforming to IEC 62262
Relative humidity	5...95 %
Operating altitude	2000 m
Ambient air temperature for operation	-25...60 °C
Ambient air temperature for storage	-40...85 °C

## Packing Units

Unit Type of Package 1	PCE
Number of Units in Package 1	1
Package 1 Height	8 cm
Package 1 Width	8 cm
Package 1 Length	9 cm
Package 1 Weight	439 g
Unit Type of Package 2	BB1
Number of Units in Package 2	3
Package 2 Height	9 cm
Package 2 Width	10 cm
Package 2 Length	28 cm
Package 2 Weight	1.388 kg
Unit Type of Package 3	S03
Number of Units in Package 3	27
Package 3 Height	30 cm
Package 3 Width	30 cm
Package 3 Length	40 cm
Package 3 Weight	13.068 kg

## Offer Sustainability

Sustainable offer status	Green Premium product
REACH Regulation	<a href="#"> REACH Declaration</a>
REACH free of SVHC	Yes
EU RoHS Directive	Compliant <a href="#"> EU RoHS Declaration</a>
China RoHS Regulation	<a href="#"> China RoHS Declaration</a>
RoHS exemption information	<a href="#"> Yes</a>
Environmental Disclosure	<a href="#"> Product Environmental Profile</a>
Circularity Profile	<a href="#"> End Of Life Information</a>

## Contractual warranty

Warranty	18 months
----------	-----------