



## Main

Range of product	Modicon Power Supply
Product or component type	Power supply
Power supply type	Regulated switch mode
Nominal input voltage	100...120 V AC single phase, terminal(s): N-L1 200...240 V AC phase to phase, terminal(s): L1-L2
Rated power in W	480 W
Output voltage	24 V DC
Power supply output current	20 A
Permissible temporary current boost	1.5 x I <sub>n</sub> (for 4 s)
Anti-harmonic filter	Low frequency harmonic currents

## Complementary

Input voltage limits	85...132 V AC 170...264 V AC
Inrush current	30 A
Power factor	0.68 at 240 V AC 0.69 at 120 V AC
Efficiency	88 %
Output voltage adjustment	24...28.8 V adjustable
Power dissipation in W	57.6 W
Provided equipment	Power factor correction filter conforming to IEC 61000-3-2
Output protection type	Against overload, protection technology: manual or automatic reset Against overvoltage, protection technology: 30...32 V, manual reset Against short-circuits, protection technology: manual or automatic reset Against undervoltage, protection technology: tripping if U < 21.6 V Thermal, protection technology: automatic reset
Connections - terminals	Removable screw terminal block: 2 x 2.5 mm <sup>2</sup> , for diagnostic relay Screw type terminals: 3 x 0.5...3 x 4 mm <sup>2</sup> , (AWG 22...AWG 12) for input connection Screw type terminals: 1 x 0.5...1 x 4 mm <sup>2</sup> , (AWG 22...AWG 12) for input ground connection Screw type terminals: 4 x 0.5...4 x 4 mm <sup>2</sup> , (AWG 22...AWG 12) for output connection
Status LED	1 LED (green and red) output voltage 1 LED (green, red and orange) output current
Depth	145 mm
Height	125 mm
Width	146 mm
Net weight	1.6 kg
Output coupling	Series Parallel
Marking	CE
Mounting support	35 x 7.5 mm symmetrical DIN rail 35 x 15 mm symmetrical DIN rail
Operating position	Vertical

The information provided in this documentation contains general descriptions and/or technical characteristics of the products contained herein. This documentation is not intended as a substitute for and is not to be used for determining suitability or reliability of these products for specific user applications. It is the duty of any such user or integrator to perform the appropriate and complete risk analysis, evaluation and testing of the products with respect to the relevant specific application or use thereof. Neither Schneider Electric Industries SAS nor any of its affiliates or subsidiaries shall be responsible or liable for misuse of the information contained herein.

Supply	SELV conforming to IEC 60950-1 SELV conforming to IEC 60204-1 SELV conforming to IEC 60364-4-41
Dielectric strength	2500 V with between input and ground 3000 V with between input and output 500 V with between output and ground

## Environment

Standards	CSA C22.2 No 60950-1 UL 508 EN/IEC 62368-1
Product certifications	CCSAus[RETURN]EAC[RETURN]KC[RETURN]RCM[RETURN]JUL
Environmental characteristic	EMC conforming to IEC 61000-6-1 EMC conforming to IEC 61000-6-3 EMC conforming to EN 55024 EMC conforming to IEC 61000-6-4 EMC conforming to EN/IEC 61204-3 Safety conforming to IEC 60950-1 Safety conforming to EN/IEC 61204-3
Operating altitude	2000 m
IP degree of protection	IP20 conforming to IEC 60529 IP10
Ambient air temperature for operation	50...60 °C with derating factor mounting position A < 2000 m -25...50 °C without derating mounting position A < 2000 m

## Packing Units

Unit Type of Package 1	PCE
Number of Units in Package 1	1
Package 1 Height	16.084 cm
Package 1 Width	17.706 cm
Package 1 Length	17.786 cm
Package 1 Weight	2.82 kg
Unit Type of Package 2	S04
Number of Units in Package 2	6
Package 2 Height	30 cm
Package 2 Width	40 cm
Package 2 Length	60 cm
Package 2 Weight	17.6 kg
Unit Type of Package 3	P06
Number of Units in Package 3	36
Package 3 Height	73.5 cm
Package 3 Width	60.0 cm
Package 3 Length	80.0 cm
Package 3 Weight	101.52 kg

## Offer Sustainability

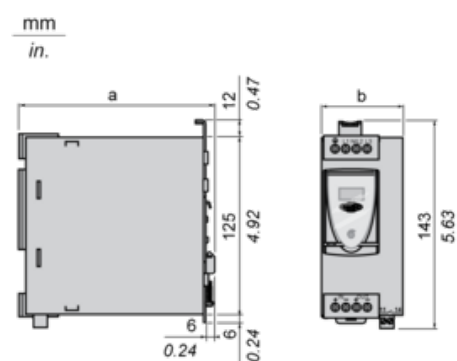
Sustainable offer status	Green Premium product
REACH Regulation	 <a href="#">REACH Declaration</a>
EU RoHS Directive	Pro-active compliance (Product out of EU RoHS legal scope)
Mercury free	Yes
China RoHS Regulation	 <a href="#">China RoHS Declaration</a>
RoHS exemption information	 <a href="#">Yes</a>
Environmental Disclosure	 <a href="#">Product Environmental Profile</a>
Circularity Profile	 <a href="#">End Of Life Information</a>
PVC free	Yes

## Contractual warranty

Warranty	18 months
----------	-----------

## Regulated Switch Mode Power Supplies

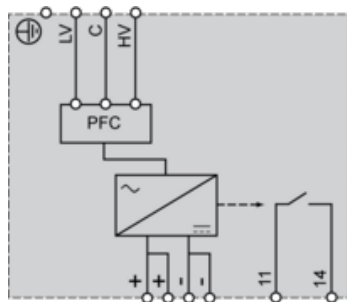
### Dimensions



ABL 8	a in mm	a in in.	b in mm	b in in.
RPS24030	125	4.92	45	1.77
RPS24050	125	4.92	56	2.20
RPS24100	145	5.71	86	3.39
RPM24200	145	5.71	146	5.75
WPS24200	160	6.30	96	3.78
WPS24400	160	6.30	166	6.54

## Regulated Switch Mode Power Supply

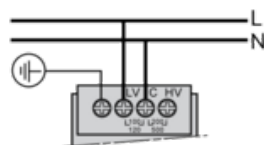
### Internal Wiring Diagram



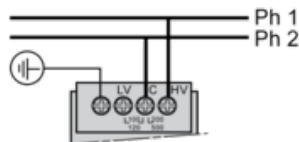
## Regulated Switch Mode Power Supply

### Line Supply Wiring Diagram

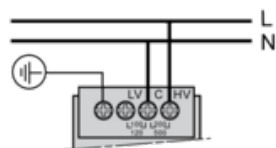
Single-phase (L-N) 100 to 120 V



Phase-to-phase (L1-L2) 200 to 500 V



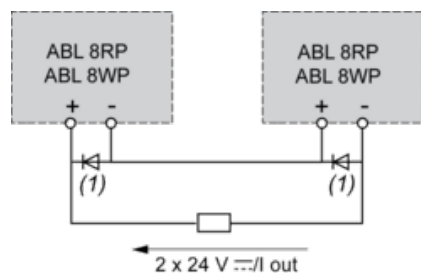
Single-phase (L-N) 200 to 500 V



## Regulated Switch Mode Power Supplies

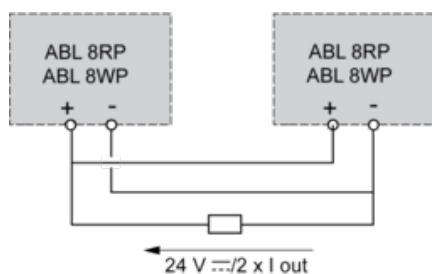
### Series or Parallel Connection

Series Connection



(1) Two Schottky diodes  $I_{min}$  = power supply  $I_n$  and  $V_{min}$  = 50 V

Parallel Connection



Family	Series	Parallel
ABL 8RPS/8RPM/8WPS	2 products max. (1)	2 products max.

NOTE: Series or parallel connection is only recommended for products with identical references.

For better availability, the power supplies can also be connected in parallel using the ABL8RED24400 Redundancy module.

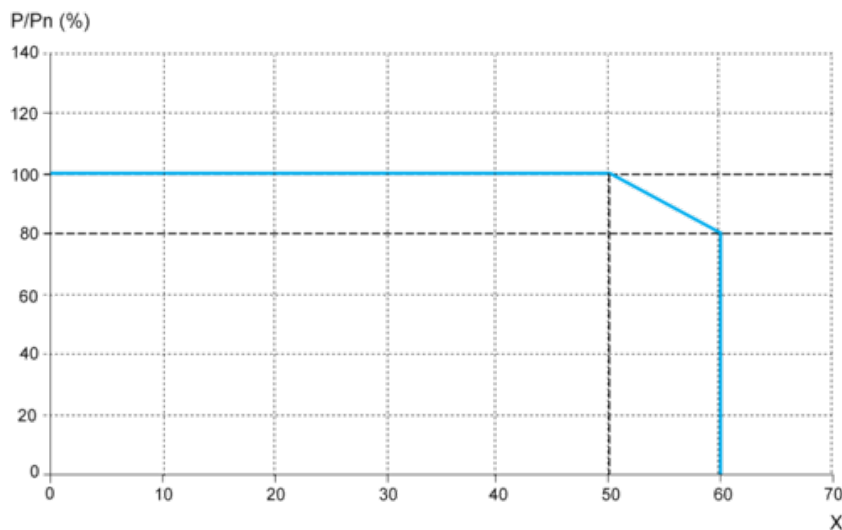
## Regulated Switch Mode Power Supplies

### Derating

The ambient temperature is a determining factor that limits the power an electronic power supply can deliver continuously. If the temperature around the electronic components is too high, their life will be significantly reduced.

The nominal ambient temperature for the Universal range of Phaseo power supplies is 50°C. Above this temperature, derating is necessary up to a maximum temperature of 60°C.

The graph below shows the power (in relation to the nominal power) that the power supply can deliver continuously, depending on the ambient temperature.



X Maximum operating temperature (°C)

ABL 8RPM, ABL 8RPS, ABL 8WPS mounted vertically

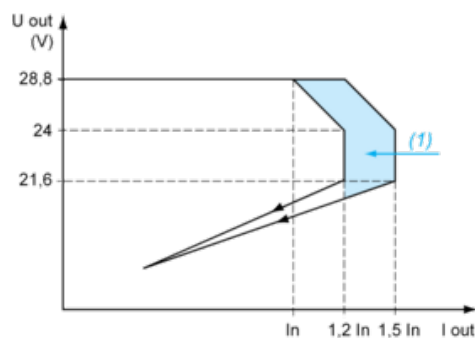
Derating should be considered in extreme operating conditions:

- Intensive operation (output current permanently close to the nominal current, combined with a high ambient temperature)
- Output voltage set above 24 Vdc (to compensate for line voltage drops, for example)
- Parallel connection to increase the total power

## Regulated Switch Mode Power Supply

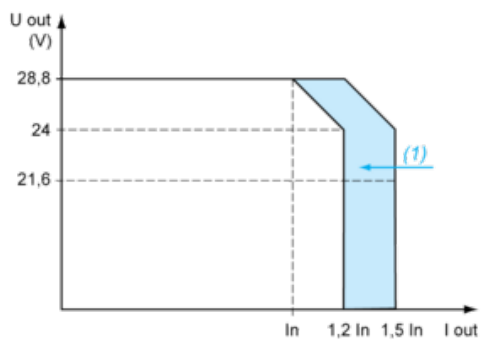
### Load Limit

Manual Reset Protection Mode



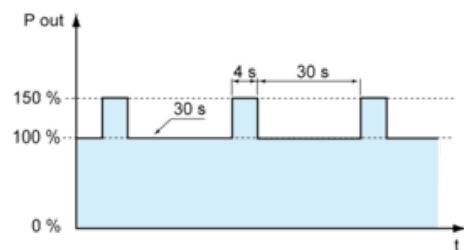
(1) Boost 4s

Automatic Reset Protection Mode



(1) Boost 4s

"Boost" Repeat Accuracy



This type of operation is described in detail in the user manual, which can be downloaded from the website.