

# LC1D126BLS207

Contacteur, TeSys Deca, railway S207,  
3P(3NO), AC-3/AC-3e, 12A, <=440V, 24V DC  
low consumption coil, lugs-ring terminals



## Main

Range	TeSys TeSys Deca
Range of product	TeSys Deca
Product or component type	Contacteur
Device short name	LC1D
Contacteur application	Motor control Resistive load
Utilisation category	AC-3 AC-1 AC-3e
Poles description	3P
[Ue] rated operational voltage	Power circuit: <= 690 V AC 25...400 Hz
[Ie] rated operational current	25 A (at <60 °C) at <= 440 V AC AC-1 for power circuit 12 A (at <60 °C) at <= 440 V AC AC-3 for power circuit 12 A (at <60 °C) at <= 440 V AC AC-3e for power circuit

## Complementary

Motor power kW	3 kW at 220/230 V AC 50 Hz (AC-3) 5.5 kW at 380/400 V AC 50 Hz (AC-3) 5.5 kW at 415 V AC 50 Hz (AC-3) 5.5 kW at 440 V AC 50 Hz (AC-3) 7.5 kW at 500 V AC 50 Hz (AC-3) 7.5 kW at 660/690 V AC 50 Hz (AC-3) 3 kW at 220/230 V AC 50 Hz (AC-3e) 5.5 kW at 380/400 V AC 50 Hz (AC-3e) 5.5 kW at 415 V AC 50 Hz (AC-3e) 5.5 kW at 440 V AC 50 Hz (AC-3e) 7.5 kW at 500 V AC 50 Hz (AC-3e) 7.5 kW at 660/690 V AC 50 Hz (AC-3e)
Pole contact composition	3 NO
Protective cover	With
Auxiliary contacts type	Type mechanically linked 1 NO + 1 NC conforming to IEC 60947-5-1 Type mirror contact 1 NC conforming to IEC 60947-4-1
Auxiliary contact composition	1 NO + 1 NC
[Ui] rated insulation voltage	Power circuit: 690 V conforming to IEC 60947-4-1 Signalling circuit: 690 V conforming to IEC 60947-1
[Uimp] rated impulse withstand voltage	6 kV conforming to IEC 60947
Overvoltage category	III
[Ith] conventional free air thermal current	10 A (at 60 °C) for signalling circuit 25 A (at 60 °C) for power circuit
Irms rated making capacity	250 A at 440 V for power circuit conforming to IEC 60947 140 A AC for signalling circuit conforming to IEC 60947-5-1 250 A DC for signalling circuit conforming to IEC 60947-5-1
Rated breaking capacity	250 A at 440 V for power circuit conforming to IEC 60947
Associated fuse rating	10 A gG for signalling circuit conforming to IEC 60947-5-1 40 A gG at <= 690 V coordination type 1 for power circuit 25 A gG at <= 690 V coordination type 2 for power circuit
Time constant	37 ms

The information provided in this documentation contains general descriptions and/or technical characteristics of the products contained herein. This documentation is not intended as a substitute for and is not to be used for determining suitability or reliability of these products for specific user applications. It is the duty of any such user or integrator to perform the appropriate and complete risk analysis, evaluation and testing of the products with respect to the relevant specific application or use thereof. Neither Schneider Electric Industries SAS nor any of its affiliates or subsidiaries shall be responsible or liable for misuse of the information contained herein.

Control circuit type	DC low consumption
Coil technology	With integral suppression device
Control circuit voltage limits	0.1...0.25 U <sub>c</sub> (-40...70 °C):drop-out DC 0.7...1.25 U <sub>c</sub> (-40...70 °C):operational DC
Average impedance	2.5 mOhm - I <sub>th</sub> 25 A 50 Hz for power circuit
Power dissipation per pole	1.56 W AC-1 0.36 W AC-3 0.36 W AC-3e
Minimum switching current	5 mA for signalling circuit
Minimum switching voltage	17 V for signalling circuit
Non-overlap time	1.5 Ms on de-energisation between NC and NO contact 1.5 ms on energisation between NC and NO contact
Operating time	77 ±15 % ms closing 25 ±20 % ms opening
Maximum operating rate	3600 cyc/h 60 °C
Inrush power in W	4 W (at 20 °C)
Hold-in power consumption in W	4 W at 20 °C
Insulation resistance	> 10 MOhm for signalling circuit
Connections - terminals	Control circuit: lugs-ring terminals - external diameter: 8 mm Power circuit: lugs-ring terminals - external diameter: 9.5 mm
Tightening torque	Control circuit: 1.7 N.m - on lugs-ring terminals - with screwdriver flat Ø 6 mm M3.5 Control circuit: 1.7 N.m - on lugs-ring terminals - with screwdriver Philips No 2 M3.5 Power circuit: 1.7 N.m - on lugs-ring terminals - with screwdriver Philips No 2 M3.5 Power circuit: 1.7 N.m - on lugs-ring terminals - with screwdriver flat Ø 6 mm M3.5 Control circuit: 1.7 N.m - on lugs-ring terminals - with screwdriver pozidriv No 2 M3.5 Power circuit: 1.7 N.m - on lugs-ring terminals - with screwdriver pozidriv No 2 M3.5
Mounting support	Rail Plate
Electrical durability	2 Mcycles 12 A AC-3 at U <sub>e</sub> ≤ 440 V 0.8 Mcycles 25 A AC-1 at U <sub>e</sub> ≤ 440 V 2 Mcycles 12 A AC-3e at U <sub>e</sub> ≤ 440 V
Mechanical durability	30 Mcycles
Safety reliability level	B10d = 1369863 cycles contactor with nominal load conforming to EN/ISO 13849-1 B10d = 20000000 cycles contactor with mechanical load conforming to EN/ISO 13849-1
Operating altitude	0...3000 m
Compatibility code	LC1D
Standards	EN/IEC 60947-4-1 EN/IEC 60947-5-1 EN 45545: R22 HL3 EN 45545: R26 HL3 DIN 5510-2
Product certifications	GL[RETURN]BV[RETURN]DNV[RETURN]LROS (Lloyds register of shipping) [RETURN]RINA[RETURN]UL[RETURN]CCC[RETURN]CSA[RETURN]GOST[RETURN]UKCA[RE





## Environment

Climatic withstand	Conforming to IACS E10 Conforming to IEC 60947-1 Annex Q category D
Ambient air temperature for storage	-60...80 °C
Fire resistance	850 °C conforming to IEC 60695-2-1
Height	77 mm
Width	45 mm
Depth	95 mm
Net weight	0.325 kg
Mechanical robustness	Vibrations contactor open (2 Gn, 5...300 Hz) Vibrations contactor closed (4 Gn, 5...300 Hz) Shocks contactor open (10 Gn for 11 ms) Shocks contactor closed (15 Gn for 11 ms)

## Packing Units

Unit Type of Package 1	PCE
Number of Units in Package 1	1
Package 1 Height	11.800 cm
Package 1 Width	9.500 cm
Package 1 Length	5.700 cm
Package 1 Weight	520.000 g
Unit Type of Package 2	P06
Number of Units in Package 2	120
Package 2 Height	80.000 cm
Package 2 Width	77.000 cm
Package 2 Length	60.000 cm
Package 2 Weight	68.400 kg

## Offer Sustainability

Sustainable offer status	Green Premium product
REACH Regulation	 <a href="#">REACH Declaration</a>
EU RoHS Directive	Compliant with Exemptions
Mercury free	Yes
China RoHS Regulation	 <a href="#">China RoHS Declaration</a>
RoHS exemption information	 <a href="#">Yes</a>
Environmental Disclosure	 <a href="#">Product Environmental Profile</a>
Circularity Profile	No need of specific recycling operations
WEEE	The product must be disposed on European Union markets following specific waste collection and never end up in rubbish bins
PVC free	Yes