

LC1D150T7

Contacteur, TeSys Deca, 3P(3NO), AC-3/AC-3e, <=440V, 150A, 480V AC 50/60Hz coil, screw clamp terminals



Main

Range	TeSys
Range of product	TeSys Deca
Product or component type	Contacteur
Device short name	LC1D
Contacteur application	Motor control Resistive load
Utilisation category	AC-4 AC-3 AC-1 AC-3e
Poles description	3P
[Ue] rated operational voltage	Power circuit: <= 1000 V AC 25...400 Hz Power circuit: <= 300 V DC
[Ie] rated operational current	200 A (at <60 °C) at <= 440 V AC AC-1 for power circuit 150 A (at <60 °C) at <= 440 V AC AC-3 for power circuit 150 A (at <60 °C) at <= 440 V AC AC-3e for power circuit
[Uc] control circuit voltage	480 V AC 50/60 Hz

Complementary

Motor power kW	40 kW at 220...230 V AC 50/60 Hz (AC-3) 75 kW at 380...400 V AC 50/60 Hz (AC-3) 80 kW at 415...440 V AC 50/60 Hz (AC-3) 90 kW at 500 V AC 50/60 Hz (AC-3) 100 kW at 660...690 V AC 50/60 Hz (AC-3) 75 kW at 1000 V AC 50/60 Hz (AC-3) 22 kW at 400 V AC 50/60 Hz (AC-4) 40 kW at 220...230 V AC 50/60 Hz (AC-3e) 75 kW at 380...400 V AC 50/60 Hz (AC-3e) 80 kW at 415...440 V AC 50/60 Hz (AC-3e) 90 kW at 500 V AC 50/60 Hz (AC-3e) 100 kW at 660...690 V AC 50/60 Hz (AC-3e) 75 kW at 1000 V AC 50/60 Hz (AC-3e)
Motor power hp	40 Hp at 200/208 V AC 50/60 Hz for 3 phases motors 50 Hp at 230/240 V AC 50/60 Hz for 3 phases motors 100 Hp at 460/480 V AC 50/60 Hz for 3 phases motors 125 hp at 575/600 V AC 50/60 Hz for 3 phases motors
Compatibility code	LC1D
Pole contact composition	3 NO
Contact compatibility	M13
Protective cover	With
[Ith] conventional free air thermal current	200 A (at 60 °C) for power circuit
Irms rated making capacity	140 A AC for signalling circuit conforming to IEC 60947-5-1 250 A DC for signalling circuit conforming to IEC 60947-5-1 1660 A at 440 V for power circuit conforming to IEC 60947
Rated breaking capacity	1400 A at 440 V for power circuit conforming to IEC 60947

The information provided in this documentation contains general descriptions and/or technical characteristics of the performance of the products contained herein. This documentation is not intended as a substitute for and is not to be used for determining suitability or reliability of these products for specific user applications. It is the duty of any such user or integrator to perform the appropriate and complete risk analysis, evaluation and testing of the products with respect to the relevant specific application or use thereof. Neither Schneider Electric Industries SAS nor any of its affiliates or subsidiaries shall be responsible or liable for misuse of the information contained herein.

[Icw] rated short-time withstand current	250 A 40 °C - 10 min for power circuit 580 A 40 °C - 1 min for power circuit 1200 A 40 °C - 10 s for power circuit 1400 A 40 °C - 1 s for power circuit 100 A - 1 s for signalling circuit 120 A - 500 ms for signalling circuit 140 A - 100 ms for signalling circuit
Associated fuse rating	10 A gG for signalling circuit conforming to IEC 60947-5-1 315 A gG at ≤ 690 V coordination type 1 for power circuit 250 A gG at ≤ 690 V coordination type 2 for power circuit
Average impedance	0.6 mOhm - Ith 200 A 50 Hz for power circuit
Power dissipation per pole	24 W AC-1 13.5 W AC-3 13.5 W AC-3e
[Ui] rated insulation voltage	Power circuit: 600 V CSA certified[RETURN]Power circuit: 600 V UL certified[RETURN]Power circuit: 1000 V conforming to IEC 60947-4-1[RETURN]Signalling circuit: 690 V conforming to IEC 60947-1[RETURN]Signalling circuit: 600 V CSA certified[RETURN]Signalling circuit: 600 V UL certified
Overvoltage category	III
Pollution degree	3
[Uimp] rated impulse withstand voltage	8 kV conforming to IEC 60947
Safety reliability level	B10d = 684932 cycles contactor with nominal load conforming to EN/ISO 13849-1 B10d = 10000000 cycles contactor with mechanical load conforming to EN/ISO 13849-1
Mechanical durability	8 Mcycles
Electrical durability	0.85 Mcycles 150 A AC-3 at Ue ≤ 440 V 1 Mcycles 200 A AC-1 at Ue ≤ 440 V 0.85 Mcycles 150 A AC-3e at Ue ≤ 440 V
Control circuit type	AC at 50/60 Hz
Coil technology	Built-in bidirectional peak limiting diode suppressor
Control circuit voltage limits	0.3...0.5 Uc (-40...70 °C):drop-out AC 50/60 Hz 0.8...1.15 Uc (-40...55 °C):operational AC 50/60 Hz 1...1.15 Uc (55...70 °C):operational AC 50/60 Hz
Inrush power in VA	280...350 VA 60 Hz cos phi 0.9 (at 20 °C) 280...350 VA 50 Hz cos phi 0.9 (at 20 °C)
Hold-in power consumption in VA	2...18 VA 60 Hz cos phi 0.9 (at 20 °C) 2...18 VA 50 Hz cos phi 0.9 (at 20 °C)
Heat dissipation	3...4.5 W at 50/60 Hz
Operating time	20...35 ms closing 40...75 ms opening
Maximum operating rate	1200 cyc/h 60 °C
Connections - terminals	Control circuit: screw clamp terminals 2 1...2.5 mm ² - cable stiffness: flexible with cable end Control circuit: screw clamp terminals 1 1...2.5 mm ² - cable stiffness: flexible with cable end Control circuit: screw clamp terminals 1 1...2.5 mm ² - cable stiffness: flexible without cable end Control circuit: screw clamp terminals 2 1...2.5 mm ² - cable stiffness: flexible without cable end Control circuit: screw clamp terminals 1 1...2.5 mm ² - cable stiffness: solid without cable end Control circuit: screw clamp terminals 2 1...2.5 mm ² - cable stiffness: solid without cable end Power circuit: connector 1 10...120 mm ² - cable stiffness: flexible without cable end Power circuit: connector 2 10...50 mm ² - cable stiffness: flexible without cable end Power circuit: connector 1 10...120 mm ² - cable stiffness: flexible with cable end Power circuit: connector 2 10...50 mm ² - cable stiffness: flexible with cable end Power circuit: connector 1 10...120 mm ² - cable stiffness: solid without cable end Power circuit: connector 2 10...50 mm ² - cable stiffness: solid without cable end
Tightening torque	Control circuit: 1.2 N.m - on screw clamp terminals - with screwdriver flat Ø 6 mm Control circuit: 1.2 N.m - on screw clamp terminals - with screwdriver Philips No 2 Power circuit: 12 N.m - on connector hexagonal screw head 4 mm Control circuit: 1.2 N.m - on screw clamp terminals - with screwdriver pozidriv No 2
Auxiliary contact composition	1 NO + 1 NC
Auxiliary contacts type	Type mechanically linked 1 NO + 1 NC conforming to IEC 60947-5-1 Type mirror contact 1 NC conforming to IEC 60947-4-1

Signalling circuit frequency	25...400 Hz
Minimum switching voltage	17 V for signalling circuit
Minimum switching current	5 mA for signalling circuit
Insulation resistance	> 10 MOhm for signalling circuit
Non-overlap time	1.5 Ms on de-energisation between NC and NO contact 1.5 ms on energisation between NC and NO contact
Mounting support	Rail Plate






Environment

Standards	CSA C22.2 No 14 EN 60947-4-1 EN 60947-5-1 IEC 60947-4-1 IEC 60947-5-1 UL 508
Product certifications	DNV[RETURN]LROS (Lloyds register of shipping) [RETURN]GL[RETURN]UL[RETURN]GOST[RETURN]BV[RETURN]RINA[RETURN]CCC[RET
IP degree of protection	IP20 front face conforming to IEC 60529
Protective treatment	TH conforming to IEC 60068-2-30
Climatic withstand	Conforming to IACS E10 exposure to damp heat
Permissible ambient air temperature around the device	-40...60 °C 60...70 °C with derating
Operating altitude	0...3000 m
Fire resistance	850 °C conforming to IEC 60695-2-1
Flame retardance	V1 conforming to UL 94
Mechanical robustness	Vibrations contactor open (2 Gn, 5...300 Hz) Vibrations contactor closed (4 Gn, 5...300 Hz) Shocks contactor closed (15 Gn for 11 ms) Shocks contactor open (6 Gn for 11 ms)
Height	158 mm
Width	120 mm
Depth	136 mm
Net weight	2.5 kg

Packing Units

Unit Type of Package 1	PCE
Number of Units in Package 1	1
Package 1 Height	16.8 cm
Package 1 Width	20.8 cm
Package 1 Length	18.5 cm
Package 1 Weight	2.44 kg

Offer Sustainability

Sustainable offer status	Green Premium product
REACH Regulation	 REACH Declaration
EU RoHS Directive	Compliant with Exemptions
Mercury free	Yes
China RoHS Regulation	 China RoHS Declaration
RoHS exemption information	 Yes
Environmental Disclosure	 Product Environmental Profile
Circularity Profile	 End Of Life Information
WEEE	The product must be disposed on European Union markets following specific waste collection and never end up in rubbish bins
PVC free	Yes

Contractual warranty

Warranty

18 months
