

LC1D50AKUE

Contacteur, TeSys Deca, 3P(3NO), AC-3/AC-3e, <=440V, 50A, 100...250V AC/DC coil, EverLink BTR screws



Main

Range	TeSys TeSys Deca
Range of product	TeSys Deca
Product or component type	Contacteur
Device short name	LC1D
Contacteur application	Motor control Resistive load
Utilisation category	AC-1 AC-3 AC-3e
Poles description	3P
[Ue] rated operational voltage	Power circuit: <= 690 V AC 25...400 Hz
[Ie] rated operational current	80 A (at <60 °C) at <= 440 V AC-1 for power circuit 50 A (at <60 °C) at <= 440 V AC-3 for power circuit 50 A (at <60 °C) at <= 440 V AC-3e for power circuit
[Uc] control circuit voltage	100...250 V AC 50/60 Hz 100...250 V DC

Complementary

Motor power kW	15 kW at 220...230 V AC 50 Hz (AC-3) 22 kW at 380...400 V AC 50 Hz (AC-3) 25 kW at 415 V AC 50 Hz (AC-3) 30 kW at 440 V AC 50 Hz (AC-3) 30 kW at 500 V AC 50 Hz (AC-3) 33 kW at 660...690 V AC 50 Hz (AC-3) 15 kW at 220...230 V AC 50 Hz (AC-3e) 22 kW at 380...400 V AC 50 Hz (AC-3e) 25 kW at 415 V AC 50 Hz (AC-3e) 30 kW at 440 V AC 50 Hz (AC-3e) 30 kW at 500 V AC 50 Hz (AC-3e) 33 kW at 660...690 V AC 50 Hz (AC-3e)
Motor power hp	3 Hp at 115 V AC 60 Hz for 1 phase motors 7.5 Hp at 230/240 V AC 60 Hz for 1 phase motors 15 Hp at 200/208 V AC 60 Hz for 3 phases motors 15 Hp at 230/240 V AC 60 Hz for 3 phases motors 40 Hp at 460/480 V AC 60 Hz for 3 phases motors 40 hp at 575/600 V AC 60 Hz for 3 phases motors
Compatibility code	LC1D
Pole contact composition	3 NO
Protective cover	With
[Ith] conventional free air thermal current	80 A (at 60 °C) for power circuit 10 A (at 60 °C) for signalling circuit
Irms rated making capacity	900 A at 440 V for power circuit conforming to IEC 60947 140 A AC for signalling circuit conforming to IEC 60947-5-1 250 A DC for signalling circuit conforming to IEC 60947-5-1
Rated breaking capacity	900 A at 440 V for power circuit conforming to IEC 60947
[Icw] rated short-time withstand current	100 A - 1 s for signalling circuit 120 A - 500 ms for signalling circuit 140 A - 100 ms for signalling circuit 84 A 40 °C - 10 min for power circuit 208 A 40 °C - 1 min for power circuit 400 A 40 °C - 10 s for power circuit 810 A 40 °C - 1 s for power circuit

The information provided in this documentation contains general descriptions and/or technical characteristics of the performance of the products contained herein. This documentation is not intended as a substitute for and is not to be used for determining suitability or reliability of these products for specific user applications. It is the duty of any such user or integrator to perform the appropriate and complete risk analysis, evaluation and testing of the products with respect to the relevant specific application or use thereof. Neither Schneider Electric Industries SAS nor any of its affiliates or subsidiaries shall be responsible or liable for misuse of the information contained herein.

Associated fuse rating	10 A gG for signalling circuit conforming to IEC 60947-5-1 100 A gG at ≤ 690 V coordination type 1 for power circuit 100 A gG at ≤ 690 V coordination type 2 for power circuit
Average impedance	1.5 mOhm - lth 80 A 50 Hz for power circuit
Power dissipation per pole	9.6 W AC-1 3.7 W AC-3 3.7 W AC-3e
[Ui] rated insulation voltage	Power circuit: 690 V conforming to IEC 60947-4-1 Signalling circuit: 690 V conforming to IEC 60947-1
Overvoltage category	III
Pollution degree	3
[Uimp] rated impulse withstand voltage	6 kV conforming to IEC 60947
Safety reliability level	B10d = 1369863 cycles contactor with nominal load conforming to EN/ISO 13849-1 B10d = 20000000 cycles contactor with mechanical load conforming to EN/ISO 13849-1
Mechanical durability	6 Mcycles
Electrical durability	1.8 Mcycles 42 A AC-3 at $U_e \leq 440$ V 0.5 Mcycles 80 A AC-1 at $U_e \leq 440$ V 1.8 Mcycles 42 A AC-3e at $U_e \leq 440$ V
Control circuit type	AC/DC at 50/60 Hz AC/DC electronic
Coil technology	Built-in bidirectional peak limiting
Control circuit voltage limits	$\leq 0.1 U_c$ (-40...70 °C):drop-out AC/DC 0.85...1.1 U_c (-40...60 °C):operational AC/DC 1...1.1 U_c (60...70 °C):operational AC/DC
Inrush power in VA	18 VA 50/60 Hz (at 20 °C)
Inrush power in W	14 W (at 20 °C)
Hold-in power consumption in VA	1.8 VA 50/60 Hz (at 20 °C)
Hold-in power consumption in W	1.2 W at 20 °C
Heat dissipation	1.2 W at 50/60 Hz
Operating time	55...65 ms closing 20...120 ms opening (date code ≥ 17221) 20...80 ms opening (date code ≥ 18011)
Maximum operating rate	3600 cyc/h 60 °C
Connections - terminals	Control circuit: screw clamp terminals 1 1...4 mm ² - cable stiffness: flexible without cable end Control circuit: screw clamp terminals 2 1...4 mm ² - cable stiffness: flexible without cable end Control circuit: screw clamp terminals 1 1...4 mm ² - cable stiffness: flexible with cable end Control circuit: screw clamp terminals 2 1...2.5 mm ² - cable stiffness: flexible with cable end Control circuit: screw clamp terminals 1 1...4 mm ² - cable stiffness: solid Control circuit: screw clamp terminals 2 1...4 mm ² - cable stiffness: solid Power circuit: EverLink BTR screw connectors 1 1...35 mm ² - cable stiffness: flexible without cable end Power circuit: EverLink BTR screw connectors 1 1...35 mm ² - cable stiffness: flexible with cable end Power circuit: EverLink BTR screw connectors 1 1...35 mm ² - cable stiffness: solid Power circuit: EverLink BTR screw connectors 2 1...25 mm ² - cable stiffness: flexible without cable end Power circuit: EverLink BTR screw connectors 2 1...25 mm ² - cable stiffness: flexible with cable end Power circuit: EverLink BTR screw connectors 2 1...25 mm ² - cable stiffness: solid
Tightening torque	Control circuit: 1.7 N.m - on screw clamp terminals - with screwdriver flat $\varnothing 6$ mm Control circuit: 1.7 N.m - on screw clamp terminals - with screwdriver Philips No 2 Power circuit: 8 N.m - on EverLink BTR screw connectors - cable 25...35 mm ² hexagonal screw head 4 mm Power circuit: 5 N.m - on EverLink BTR screw connectors - cable 1...25 mm ² hexagonal screw head 4 mm Power circuit: 5 N.m - with screwdriver pozidriv No 2 Control circuit: 1.7 N.m - with screwdriver pozidriv No 2
Auxiliary contact composition	1 NO + 1 NC
Auxiliary contacts type	Type mechanically linked 1 NO + 1 NC conforming to IEC 60947-5-1 Type mirror contact 1 NC conforming to IEC 60947-4-1
Signalling circuit frequency	25...400 Hz
Minimum switching voltage	17 V for signalling circuit

Minimum switching current	5 mA for signalling circuit
Insulation resistance	> 10 MOhm for signalling circuit
Non-overlap time	1.5 Ms on de-energisation between NC and NO contact 1.5 ms on energisation between NC and NO contact
Mounting support	Rail Plate






Environment

Standards	EN/IEC 60947-4-1 EN/IEC 60947-5-1 UL 60947-4-1 CSA C22.2 No 60947-4-1 IEC 60335-1
Product certifications	CCC[RETURN]CSA[RETURN]EAC[RETURN]UL[RETURN]KC[RETURN]DNV-GL[RETURN]LROS (Lloyds register of shipping)[RETURN]UKCA
IP degree of protection	IP20 front face conforming to IEC 60529
Climatic withstand	Conforming to IACS E10 exposure to damp heat Conforming to IEC 60947-1 Annex Q category D exposure to damp heat
Permissible ambient air temperature around the device	-40...60 °C 60...70 °C with derating
Operating altitude	0...3000 m
Fire resistance	850 °C conforming to IEC 60695-2-1
Flame retardance	V1 conforming to UL 94
Mechanical robustness	Vibrations contactor open (2 Gn, 5...300 Hz) Vibrations contactor closed (4 Gn, 5...300 Hz) Shocks contactor open (10 Gn for 11 ms) Shocks contactor closed (15 Gn for 11 ms)
Height	122 mm
Width	55 mm
Depth	120 mm
Net weight	0.997 kg

Packing Units

Unit Type of Package 1	PCE
Number of Units in Package 1	1
Package 1 Height	6.400 cm
Package 1 Width	13.900 cm
Package 1 Length	15.500 cm
Package 1 Weight	1.054 kg
Unit Type of Package 2	S02
Number of Units in Package 2	9
Package 2 Height	15.000 cm
Package 2 Width	30.000 cm
Package 2 Length	40.000 cm
Package 2 Weight	9.780 kg

Offer Sustainability

Sustainable offer status	Green Premium product
REACH Regulation	 REACH Declaration
EU RoHS Directive	Compliant with Exemptions
Mercury free	Yes
China RoHS Regulation	 China RoHS Declaration
RoHS exemption information	 Yes
Environmental Disclosure	 Product Environmental Profile
Circularity Profile	 End Of Life Information
WEEE	The product must be disposed on European Union markets following specific waste collection and never end up in rubbish bins
Halogen content performance	Halogen free plastic parts & cables product

Contractual warranty

Warranty

18 months
