



Main

Range	TeSys
Product or component type	Contacteur
Device short name	LP1K
Contacteur application	Resistive load Motor control

Complementary

Utilisation category	AC-3 AC-3e AC-1 AC-4
Poles description	3P
Power pole contact composition	3 NO
[Ue] rated operational voltage	Power circuit: ≤ 690 V AC ≤ 400 Hz Signalling circuit: ≤ 690 V AC ≤ 400 Hz
[Ie] rated operational current	9 A (at ≤ 60 °C) at ≤ 440 V AC AC-3 for power circuit 9 A (at ≤ 60 °C) at ≤ 440 V AC AC-3e for power circuit 20 A (at ≤ 60 °C) at ≤ 690 V AC AC-1 for power circuit
Control circuit type	DC standard
[Uc] control circuit voltage	48 V DC
Motor power kW	2.2 kW at 220...230 V AC 50/60 Hz AC-3 4 kW at 380...415 V AC 50/60 Hz AC-3 4 kW at 440/690 V AC 50/60 Hz AC-3 2.2 kW at 220...230 V AC 50/60 Hz AC-3e 4 kW at 380...415 V AC 50/60 Hz AC-3e 4 kW at 440/690 V AC 50/60 Hz AC-3e 2.2 kW at 220...230 V AC 50/60 Hz AC-4 4 kW at 380...415 V AC 50/60 Hz AC-4 4 kW at 440/690 V AC 50/60 Hz AC-4
Auxiliary contact composition	1 NC
[Uimp] rated impulse withstand voltage	8 kV
Overvoltage category	III
[Ith] conventional free air thermal current	20 A (at 60 °C) for power circuit 10 A (at 50 °C) for signalling circuit
Irms rated making capacity	110 A AC for power circuit conforming to IEC 60947 110 A AC for signalling circuit conforming to IEC 60947
Rated breaking capacity	110 A at 220...230 V conforming to IEC 60947 110 A at 380...400 V conforming to IEC 60947 110 A at 415 V conforming to IEC 60947 110 A at 440 V conforming to IEC 60947 80 A at 500 V conforming to IEC 60947 70 A at 660...690 V conforming to IEC 60947

The information provided in this documentation contains general descriptions and/or technical characteristics of the performance of the products contained herein. This documentation is not intended as a substitute for and is not to be used for determining suitability or reliability of these products for specific user applications. It is the duty of any such user or integrator to perform the appropriate and complete risk analysis, evaluation and testing of the products with respect to the relevant specific application or use thereof. Neither Schneider Electric Industries SAS nor any of its affiliates or subsidiaries shall be responsible or liable for misuse of the information contained herein.

[I _{cw}] rated short-time withstand current	90 A 50 °C - 1 s for power circuit 85 A 50 °C - 5 s for power circuit 80 A 50 °C - 10 s for power circuit 60 A 50 °C - 30 s for power circuit 45 A 50 °C - 1 min for power circuit 40 A 50 °C - 3 min for power circuit 20 A 50 °C - >= 15 min for power circuit 80 A - 1 s for signalling circuit 90 A - 500 ms for signalling circuit 110 A - 100 ms for signalling circuit
Associated fuse rating	25 A gG at <= 440 V for power circuit 25 A aM for power circuit 10 A gG for signalling circuit conforming to IEC 60947 10 A gG for signalling circuit conforming to VDE 0660
Average impedance	3 mOhm - lth 20 A 50 Hz for power circuit
[U _i] rated insulation voltage	Power circuit: 600 V conforming to UL 508 Power circuit: 690 V conforming to IEC 60947-4-1 Signalling circuit: 690 V conforming to IEC 60947-4-1 Signalling circuit: 690 V conforming to IEC 60947-5-1 Signalling circuit: 600 V conforming to UL 508 Power circuit: 600 V conforming to CSA C22.2 No 14 Signalling circuit: 600 V conforming to CSA C22.2 No 14
Insulation resistance	> 10 MOhm for signalling circuit
Inrush power in W	3 W (at 20 °C)
Hold-in power consumption in W	3 W at 20 °C
Heat dissipation	1.3 W
Control circuit voltage limits	Operational: 0.8...1.15 U _c (at <50 °C) Drop-out: >= 0.10 U _c (at <50 °C)
Connections - terminals	Screw clamp terminals 1 cable(s) 1.5...4 mm ² solid Screw clamp terminals 1 cable(s) 0.75...4 mm ² flexible without cable end Screw clamp terminals 1 cable(s) 0.34...2.5 mm ² flexible with cable end Screw clamp terminals 2 cable(s) 1.5...4 mm ² solid Screw clamp terminals 2 cable(s) 0.75...4 mm ² flexible without cable end Screw clamp terminals 2 cable(s) 0.34...1.5 mm ² flexible with cable end Power circuit: screw clamp terminals 2 cable(s) 1.5 mm ² flexible with cable end
Maximum operating rate	3600 cyc/h
Auxiliary contacts type	Type instantaneous 1 NC
Minimum switching current	5 mA for signalling circuit
Minimum switching voltage	17 V for signalling circuit
Mounting support	Plate Rail
Tightening torque	0.8...1.3 N.M - on screw clamp terminals Philips No 2 0.8...1.3 N.M - on screw clamp terminals flat Ø 6 mm 0.8...1.3 N.m - on screw clamp terminals pozidriv No 2
Operating time	30...40 ms coil energisation and NO closing 10 ms coil de-energisation and NO opening
Safety reliability level	B10d = 1369863 cycles contactor with nominal load conforming to EN/ISO 13849-1 B10d = 20000000 cycles contactor with mechanical load conforming to EN/ISO 13849-1
Mechanical durability	10 Mcycles
Electrical durability	1.3 Mcycles 9 A AC-3 at U _e <= 440 V 1.3 Mcycles 9 A AC-3e at U _e <= 440 V 0.16 Mcycles 20 A AC-1 at U _e <= 690 V 0.02 Mcycles 54 A AC-4 at U _e <= 440 V
Height	58 mm
Width	45 mm
Depth	57 mm
Net weight	0.225 kg







Environment

Standards	EN/IEC 60947-4-1 EN/IEC 60947-5-1 UL 60947-4-1 UL 60947-5-1 CSA C22.2 No 60947-4-1 CSA C22.2 No 60947-5-1 GB/T 14048.4
Product certifications	CB Scheme[RETURN]CCC[RETURN]UL[RETURN]CSA[RETURN]EAC[RETURN]CE[RETURN]UK[RETURN]
IP degree of protection	IP2X
Ambient air temperature for operation	-25...50 °C
Ambient air temperature for storage	-50...80 °C
Operating altitude	2000 m without derating
Flame retardance	V1 conforming to UL 94 Requirement 2 conforming to NF F 16-101 Requirement 2 conforming to NF F 16-102

Packing Units

Unit Type of Package 1	PCE
Number of Units in Package 1	1
Package 1 Height	5.000 cm
Package 1 Width	6.000 cm
Package 1 Length	6.500 cm
Package 1 Weight	219.000 g
Unit Type of Package 2	S02
Number of Units in Package 2	40
Package 2 Height	15.000 cm
Package 2 Width	30.000 cm
Package 2 Length	40.000 cm
Package 2 Weight	8.995 kg
Unit Type of Package 3	P06
Number of Units in Package 3	640
Package 3 Height	75.000 cm
Package 3 Width	80.000 cm
Package 3 Length	60.000 cm
Package 3 Weight	151.920 kg

Offer Sustainability

Sustainable offer status	Green Premium product
REACH Regulation	 REACH Declaration
REACH free of SVHC	Yes
EU RoHS Directive	Compliant  EU RoHS Declaration
Toxic heavy metal free	Yes
Mercury free	Yes
China RoHS Regulation	 China RoHS Declaration
RoHS exemption information	 Yes
Environmental Disclosure	 Product Environmental Profile
Circularity Profile	 End Of Life Information
WEEE	The product must be disposed on European Union markets following specific waste collection and never end up in rubbish bins

Contractual warranty

Warranty	18 months
----------	-----------