



Main

Range	TeSys
Product or component type	Contacteur
Device short name	LP1K
Contacteur application	Resistive load

Complementary

Utilisation category	AC-1
Poles description	4P
Power pole contact composition	4 NO
[Ue] rated operational voltage	Power circuit: ≤ 690 V AC ≤ 400 Hz Signalling circuit: ≤ 690 V AC ≤ 400 Hz
[Ie] rated operational current	20 A (at ≤ 60 °C) at ≤ 690 V AC AC-1 for power circuit
Control circuit type	DC standard
[Uc] control circuit voltage	110 V DC
[Uimp] rated impulse withstand voltage	8 kV
Overvoltage category	III
[Ith] conventional free air thermal current	20 A (at 60 °C) for power circuit 10 A (at 50 °C) for signalling circuit
Irms rated making capacity	144 A AC for power circuit conforming to IEC 60947
Rated breaking capacity	110 A at 440 V conforming to IEC 60947 80 A at 500 V conforming to IEC 60947 70 A at 660...690 V conforming to IEC 60947
[Icw] rated short-time withstand current	115 A 50 °C - 1 s for power circuit 105 A 50 °C - 5 s for power circuit 100 A 50 °C - 10 s for power circuit 75 A 50 °C - 30 s for power circuit 55 A 50 °C - 1 min for power circuit 50 A 50 °C - 3 min for power circuit 25 A 50 °C - ≥ 15 min for power circuit
Associated fuse rating	25 A gG at ≤ 440 V for power circuit 25 A aM for power circuit
Average impedance	3 mOhm - Ith 20 A 50 Hz for power circuit
[Ui] rated insulation voltage	Power circuit: 600 V conforming to UL 508 Power circuit: 690 V conforming to IEC 60947-4-1 Power circuit: 600 V conforming to CSA C22.2 No 14
Inrush power in W	3 W (at 20 °C)
Hold-in power consumption in W	3 W at 20 °C
Heat dissipation	1.3 W
Control circuit voltage limits	Operational: $0.8 \dots 1.15$ U _c (at ≤ 50 °C) Drop-out: ≥ 0.10 U _c (at ≤ 50 °C)

The information provided in this documentation contains general descriptions and/or technical characteristics of the performance of the products contained herein. This documentation is not intended as a substitute for and is not to be used for determining suitability or reliability of these products for specific user applications. It is the duty of any such user or integrator to perform the appropriate and complete risk analysis, evaluation and testing of the products with respect to the relevant specific application or use thereof. Neither Schneider Electric Industries SAS nor any of its affiliates or subsidiaries shall be responsible or liable for misuse of the information contained herein.

Connections - terminals	Screw clamp terminals 1 cable(s) 1.5...4 mm ² solid Screw clamp terminals 1 cable(s) 0.75...4 mm ² flexible without cable end Screw clamp terminals 1 cable(s) 0.34...2.5 mm ² flexible with cable end Screw clamp terminals 2 cable(s) 1.5...4 mm ² solid Screw clamp terminals 2 cable(s) 0.75...4 mm ² flexible without cable end Screw clamp terminals 2 cable(s) 0.34...1.5 mm ² flexible with cable end Power circuit: screw clamp terminals 2 cable(s) 1.5 mm ² flexible with cable end
Maximum operating rate	3600 cyc/h
Mounting support	Rail Plate
Tightening torque	0.8...1.3 N.M - on screw clamp terminals Philips No 2 0.8...1.3 N.M - on screw clamp terminals flat Ø 6 mm 0.8...1.3 N.m - on screw clamp terminals pozidriv No 2
Operating time	30...40 ms coil energisation and NO closing 10 ms coil de-energisation and NO opening
Safety reliability level	B10d = 1369863 cycles contactor with nominal load conforming to EN/ISO 13849-1 B10d = 20000000 cycles contactor with mechanical load conforming to EN/ISO 13849-1
Mechanical durability	10 Mcycles
Electrical durability	0.3 Mcycles 20 A AC-1 at Ue ≤ 690 V
Height	58 mm
Width	45 mm
Depth	57 mm
Net weight	0.225 kg




Environment

Standards	EN/IEC 60947-4-1 EN/IEC 60947-5-1 UL 60947-4-1 UL 60947-5-1 CSA C22.2 No 60947-4-1 CSA C22.2 No 60947-5-1 GB/T 14048.4
Product certifications	CB Scheme[RETURN]CCC[RETURN]UL[RETURN]CSA[RETURN]EAC[RETURN]CE[RETURN]UKCA
IP degree of protection	IP2X
Ambient air temperature for operation	-25...50 °C
Ambient air temperature for storage	-50...80 °C
Operating altitude	2000 m without derating
Flame retardance	V1 conforming to UL 94 Requirement 2 conforming to NF F 16-101 Requirement 2 conforming to NF F 16-102

Packing Units

Unit Type of Package 1	PCE
Number of Units in Package 1	1
Package 1 Height	6.5 cm
Package 1 Width	6.2 cm
Package 1 Length	4.8 cm
Package 1 Weight	224.0 g

Offer Sustainability

Sustainable offer status	Green Premium product
REACH Regulation	 REACH Declaration
REACH free of SVHC	Yes
EU RoHS Directive	Compliant  EU RoHS Declaration
Toxic heavy metal free	Yes
Mercury free	Yes
China RoHS Regulation	 China RoHS Declaration

RoHS exemption information	Yes
Environmental Disclosure	Product Environmental Profile
Circularity Profile	End Of Life Information
WEEE	The product must be disposed on European Union markets following specific waste collection and never end up in rubbish bins
Contractual warranty	
Warranty	18 months