

# LP1SK0600JD

mini contactor, TeSys SK, 2P(2NO), AC-1, 690V 12A, 12V DC coil



## Main

Product or component type	Mini contactor
Device short name	LP1SK
Contactor application	Resistive load
Utilisation category	AC-1
Power pole contact composition	2P
Pole contact composition	2 NO
[Ue] rated operational voltage	Power circuit: 690 V AC 50/60 Hz
[Ie] rated operational current	12 A (at <55 °C) AC AC-1
Control circuit type	DC standard
[Uc] control circuit voltage	12 V DC
[Ith] conventional free air thermal current	12 A (at 55 °C) for power circuit
Irms rated making capacity	66 A at 690 V AC conforming to IEC 60947 66 A at 690 V AC conforming to NF C 63-110
Rated breaking capacity	52 A at <= 400 V for power circuit conforming to NF C 63-110 52 A at <= 400 V for power circuit conforming to IEC 60947
[Icw] rated short-time withstand current	50 A 55 °C for power circuit
Associated fuse rating	16 A gI at <= 440 V for power circuit conforming to IEC 60947
Average impedance	4 mOhm - Ith 12 A 50 Hz
[Ui] rated insulation voltage	690 V conforming to IEC 60947 690 V conforming to VDE 0110 group C 690 V conforming to BS 5424 690 V conforming to UL 508 690 V conforming to CSA C22.2 No 14
Mounting support	Rail
Standards	EN/IEC 60947-4-1 UL 60947-4-1 CSA C22.2 No 60947-4-1
Product certifications	CB Scheme [RETURN]CE [RETURN]UKCA [RETURN]EAC [RETURN] [RETURN]
Connections - terminals	Power circuit: connector 1 cable(s) 0.35... 6 mm <sup>2</sup> flexible with cable end Power circuit: connector 1 cable(s) 0.5... 6 mm <sup>2</sup> flexible without cable end Power circuit: connector 1 cable(s) 1.5...6 mm <sup>2</sup> solid Power circuit: connector 2 cable(s) 0.35... 1.5 mm <sup>2</sup> flexible with cable end Power circuit: connector 2 cable(s) 0.35... 2.5 mm <sup>2</sup> flexible without cable end Power circuit: connector 2 cable(s) 1.5...4 mm <sup>2</sup> solid
Tightening torque	0.8 N.m - on connector - with screwdriver pozidriv No 1
Operating time	4...6 ms coil de-energisation and NO opening 8...12 ms coil energisation and NO closing
Mechanical durability	10 Mcycles
Maximum operating rate	1200 cyc/h

The information provided in this documentation contains general descriptions and/or technical characteristics of the performance of the products contained herein. This documentation is not intended as a substitute for and is not to be used for determining suitability or reliability of these products for specific user applications. It is the duty of any such user or integrator to perform the appropriate and complete risk analysis, evaluation and testing of the products with respect to the relevant specific application or use thereof. Neither Schneider Electric Industries SAS nor any of its affiliates or subsidiaries shall be responsible or liable for misuse of the information contained herein.

## Complementary

Control circuit voltage limits	Operational: 0.85...1.1 U <sub>c</sub> (at <50 °C) Drop-out: 0.1...0.75 U <sub>c</sub> (at <50 °C)
Inrush power in W	2.2 W (at 20 °C)
Hold-in power consumption in W	2.2 W at 20 °C
Heat dissipation	2.2 W






## Environment

IP degree of protection	IP2X conforming to VDE 0106
Protective treatment	TC conforming to IEC 60068 TC conforming to DIN 50015
Ambient air temperature for operation	-20...50 °C
Ambient air temperature for storage	-50...70 °C
Operating altitude	2000 m without derating
Height	56 mm
Width	27 mm
Depth	55.5 mm
Net weight	0.132 kg

## Packing Units

Unit Type of Package 1	PCE
Number of Units in Package 1	1
Package 1 Height	3.4 cm
Package 1 Width	6.0 cm
Package 1 Length	6.6 cm
Package 1 Weight	125.0 g

## Offer Sustainability

Sustainable offer status	Green Premium product
REACH Regulation	 <a href="#">REACH Declaration</a>
EU RoHS Directive	Compliant with Exemptions
Mercury free	Yes
China RoHS Regulation	 <a href="#">China RoHS Declaration</a>
RoHS exemption information	 <a href="#">Yes</a>
Environmental Disclosure	 <a href="#">Product Environmental Profile</a>
Circularity Profile	 <a href="#">End Of Life Information</a>
WEEE	The product must be disposed on European Union markets following specific waste collection and never end up in rubbish bins

## Contractual warranty

Warranty	18 months
----------	-----------