



Main

Range	MasterPacT
Product name	MasterPact MTZ1
Device short name	MTZ1 06 H2
Product or component type	Circuit breaker
Device application	Power distribution protection
Poles description	4P
Neutral position	Left
Control unit	Without control unit
Product compatibility	Control unit MicroLogic 2.0 X Control unit MicroLogic 5.0 X Control unit MicroLogic 6.0 X Control unit MicroLogic 7.0 X Control unit MicroLogic 2.0 Xi Control unit MicroLogic 5.0 Xi Control unit MicroLogic 6.0 Xi Control unit MicroLogic 7.0 Xi
[In] rated current	630 A at 40 °C
Performance type	H2 50 kA 415 V AC
[Ue] rated operational voltage	690 V AC 50/60 Hz
Suitability for isolation	Yes conforming to EN/IEC 60947-2
Selectivity category	Category B
Control type	Push-button
Mounting mode	Fixed

Complementary

[Icu] rated ultimate short-circuit breaking capacity	50 KA at 220/415 V AC 50/60 Hz 50 KA at 440 V AC 50/60 Hz 42 KA at 500/525 V AC 50/60 Hz 42 kA at 660/690 V AC 50/60 Hz
[Ics] rated service breaking capacity	50 KA at 220/415 V AC 50/60 Hz 50 KA at 440 V AC 50/60 Hz 42 KA at 500/525 V AC 50/60 Hz 42 kA at 660/690 V AC 50/60 Hz
[Icw] rated short-time withstand current	42 KA 0.5 s 42 KA 1 s 24 kA 3 s
[Icm] rated short-circuit making capacity	105 KA 220/415 V AC at 50/60 Hz 105 KA 440 V AC at 50/60 Hz 88 KA 500/525 V AC at 50/60 Hz 88 kA 660/690 V AC at 50/60 Hz
Integrated instantaneous protection (DIN in kA peak)	81...99 kA
Sensor rating	400 A 630 A
[Ui] rated insulation voltage	1000 V AC 50/60 Hz
[Uimp] rated impulse withstand voltage	12 kV
Power dissipation in W	30 W
Maximum breaking time	25 ms
Maximum closing response time	50 ms

The information provided in this documentation contains general descriptions and/or technical characteristics of the performance of the products contained herein. This documentation is not intended as a substitute for and is not to be used for determining suitability or reliability of these products for specific user applications. It is the duty of any such user or integrator to perform the appropriate and complete risk analysis, evaluation and testing of the products with respect to the relevant specific application or use thereof. Neither Schneider Electric Industries SAS nor any of its affiliates or subsidiaries shall be responsible or liable for misuse of the information contained herein.

Mounting support	Rails Base plate
Upside connection	Front Rear
Downside connection	Front Rear
Connection pitch	70 mm
Mechanical durability	12500 cycles with periodic preventive maintenance
Electrical durability	3000 Cycles 690 V AC 50/60 Hz conforming to EN/IEC 60947-2 6000 Cycles 440 V AC 50/60 Hz conforming to EN/IEC 60947-2 AC-23A: 3000 cycles 690 V AC 50/60 Hz conforming to EN/IEC 60947-3 AC-23A: 6000 cycles 440 V AC 50/60 Hz conforming to EN/IEC 60947-3 AC-3: 6000 cycles 440 V AC 50/60 Hz conforming to EN/IEC 60947-3
Height	301 mm
Width	346 mm
Depth	209 mm
Net weight	18 kg
Standards	EN/IEC 60947-1 EN/IEC 60947-2 EN/IEC 60947-2 Annex H IEC 61557-12
Product certifications	CE[RETURN]IECEE CB Scheme






Environment

IP degree of protection	IP30 conforming to EN 60529
Pollution degree	3 conforming to IEC 60947-1
Ambient air temperature for operation	-25...70 °C
Ambient air temperature for storage	-40...85 °C
Operating altitude	0...2000 m without derating 2000...5000 m with derating

Packing Units

Unit Type of Package 1	PCE
Number of Units in Package 1	1
Package 1 Height	40.0 cm
Package 1 Width	40.0 cm
Package 1 Length	30.0 cm
Package 1 Weight	21.506 kg

Offer Sustainability

Sustainable offer status	Green Premium product
REACH Regulation	 REACH Declaration
EU RoHS Directive	Compliant with Exemptions
Mercury free	Yes
China RoHS Regulation	 China RoHS Declaration
RoHS exemption information	 Yes
Environmental Disclosure	 Product Environmental Profile
Circularity Profile	 End Of Life Information
WEEE	The product must be disposed on European Union markets following specific waste collection and never end up in rubbish bins
PVC free	Yes