

RM17TU00

3-phase control relay, Harmony Control Relays,
5A, 1CO, undervoltage detection, 208...480V
AC



Main

Range of product	Harmony Control Relays
Relay type	Multifunction control relay
Product or component type	3-phase control relay
Product specific application	For 3-phase supply
Relay name	RM17TU
Relay monitored parameters	Undervoltage detection Phase sequence Phase failure detection
Time delay	Adjustable 0.1...10 s, +/- 10 % of the full scale value Tt- time delay upon fault
Switching capacity in VA	1250 VA
Measurement range	208...480 V AC
Contacts type and composition	1 C/O
[Uc] control circuit voltage	208...480 V

Complementary

Reset time	1500 ms time delay
Maximum switching voltage	250 V AC 250 V DC
Minimum switching current	10 mA at 5 V DC
Maximum switching current	5 A AC 5 A DC
[Un] rated nominal voltage	, self-powered
Supply voltage limits	183...528 V AC
Control circuit voltage limits	- 12 % + 10 % Un
Power consumption in VA	0...22 VA at 400 V AC 50 Hz
Control circuit frequency	50...60 Hz +/- 10 %
Output contacts	1 C/O
Nominal output current	5 A
Measurement voltage limits	183...528 V AC
Hysteresis	2 %
Delay at power up	650 ms
Maximum measuring cycle	150 ms measurement cycle as true rms value
Threshold adjustment voltage	2...20 % of Un selected -2...-12 % in the range 208 V AC -2...-17 % in the range 220 V AC
Voltage range	208...480 V phase to phase
Repeat accuracy	0.5 % for input and measurement circuit 3 % for time delay
Measurement error	< 0.05 %/°C with temperature variation < 1 % over the whole range with voltage variation
Phase failure sensitivity	0.7 Un
Response time	< 200 ms (in the event of a fault)
Marking	CE

Overvoltage category	III conforming to IEC 60664-1
Insulation resistance	> 500 MOhm at 500 V DC conforming to IEC 60255-5 > 500 MOhm at 500 V DC conforming to IEC 60664-1
[Ui] rated insulation voltage	400 V conforming to IEC 60664-1
Supply frequency	50/60 Hz +/- 10 %
Operating position	Any position without derating
Connections - terminals	Screw terminals, 1 x 0.5...1 x 4 mm ² (AWG 20...AWG 11) solid without cable end Screw terminals, 2 x 0.5...2 x 2.5 mm ² (AWG 20...AWG 14) solid without cable end Screw terminals, 1 x 0.2...1 x 2.5 mm ² (AWG 24...AWG 12) flexible with cable end Screw terminals, 2 x 0.2...2 x 1.5 mm ² (AWG 24...AWG 16) flexible with cable end
Tightening torque	0.6...1 N.m conforming to IEC 60947-1
Housing material	Self-extinguishing plastic
Local signalling	LED (green) for power ON LED (yellow) for relay ON
Mounting support	35 mm symmetrical DIN rail conforming to IEC 60715
Electrical durability	100000 cycles
Mechanical durability	30000000 cycles
Operating rate	<= 360 operations/hour full load
Utilisation category	AC-12 conforming to IEC 60947-5-1 AC-13 conforming to IEC 60947-5-1 AC-14 conforming to IEC 60947-5-1 AC-15 conforming to IEC 60947-5-1 DC-12 conforming to IEC 60947-5-1 DC-13 conforming to IEC 60947-5-1
Safety reliability data	MTTFd = 502.2 years B10d = 470000
Width	17.5 mm
Net weight	0.13 kg
Control type	Without test button

Environment

Electromagnetic compatibility	Emission standard for industrial environments conforming to IEC 61000-6-4 Emission standard for residential, commercial and light-industrial environments conforming to IEC 61000-6-3 Immunity for industrial environments conforming to IEC 61000-6-2
Standards	IEC 60255-1
Product certifications	GL[RETURN]GOST[RETURN]UL[RETURN]C-Tick[RETURN]CSA
Directives	73/23/EEC - low voltage directive 89/336/EEC - electromagnetic compatibility
Ambient air temperature for storage	-40...70 °C
Ambient air temperature for operation	-20...50 °C
Relative humidity	95 % at 55 °C conforming to IEC 60068-2-30
Vibration resistance	0.35 mm (f= 5...57.6 Hz) conforming to IEC 60068-2-6 1 gn (f= 57.6...150 Hz) conforming to IEC 60255-21-1
Shock resistance	15 gn for 11 ms conforming to IEC 60255-21-1
IP degree of protection	IP20 (terminals) conforming to IEC 60529 IP30 (casing) conforming to IEC 60529
Pollution degree	3 conforming to IEC 60664-1
Dielectric test voltage	2 kV, 1 min AC 50 Hz conforming to IEC 60255-5 2 kV, 1 min AC 50 Hz conforming to IEC 60664-1
Non-dissipating shock wave	4 kV conforming to IEC 60255-5 4 kV conforming to IEC 60664-1 4 kV conforming to IEC 61000-4-5

Packing Units

Unit Type of Package 1	PCE
Number of Units in Package 1	1
Package 1 Height	2.8 cm
Package 1 Width	8 cm
Package 1 Length	9.6 cm

Package 1 Weight	94 g
Unit Type of Package 2	S02
Number of Units in Package 2	48
Package 2 Height	15 cm
Package 2 Width	30 cm
Package 2 Length	40 cm
Package 2 Weight	5.003 kg

Offer Sustainability

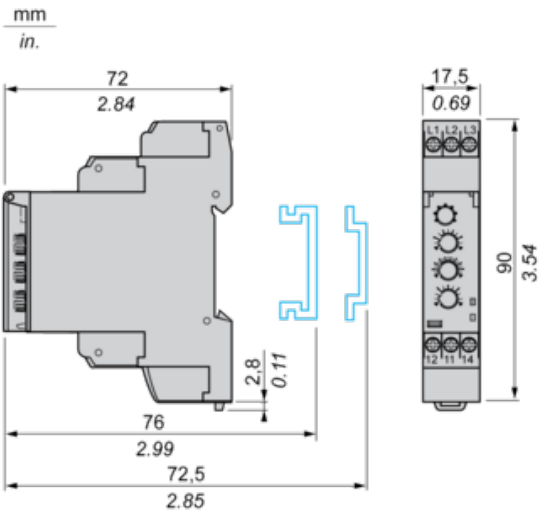
Sustainable offer status	Green Premium product
REACH Regulation	REACH Declaration
EU RoHS Directive	Pro-active compliance (Product out of EU RoHS legal scope)
Mercury free	Yes
China RoHS Regulation	China RoHS Declaration
RoHS exemption information	Yes
Environmental Disclosure	Product Environmental Profile
Circularity Profile	End Of Life Information

Contractual warranty

Warranty	18 months
----------	-----------

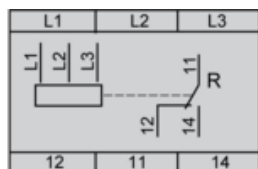
Multifunction 3-Phase Supply Control Relays

Dimensions and Mounting



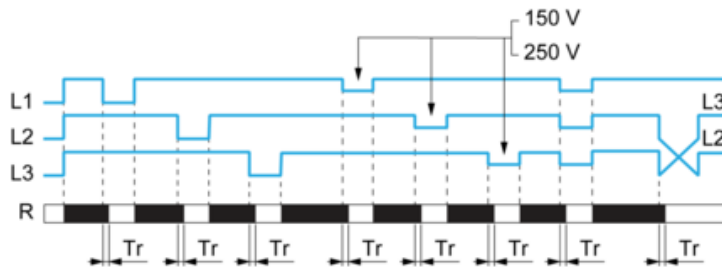
Multifunction 3-Phase Supply Control Relays

Wiring Diagram

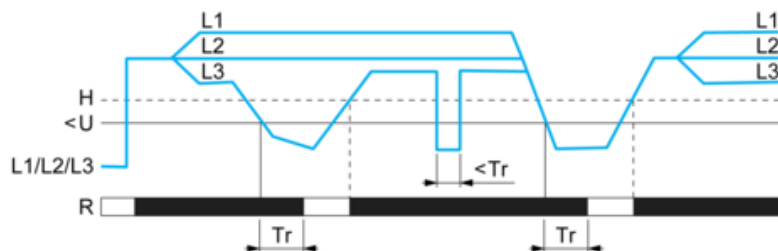


Function Diagrams

Phase Sequence Control and Phase failure Detection



Undervoltage Control



Legend

T_r : Response time after cross the threshold

$U<$: Undervoltage threshold

L1, L2, L3 : Phases of the supply voltage monitored

R : Relay output 11-12/11-14, 21-22/21-24

H : Hysteresis

Relay status : black color = energized.