



Main

Range of product	Harmony Control Relays
Relay type	Control relay
Product or component type	3-phase control relay
Network number of phases	3 phases
Relay name	RM22TR
Relay monitored parameters	Undervoltage detection Phase sequence Phase failure detection
Time delay type	Without
Switching capacity in VA	2000 VA
Measurement range	200...240 V voltage AC
Contacts type and composition	2 C/O

Complementary

Reset time	1500 ms at maximum voltage
Maximum switching voltage	250 V AC
Minimum switching current	10 mA at 5 V DC
Maximum switching current	8 A AC
[Us] rated supply voltage	AC/DC
Supply voltage limits	160...288 V AC
Operating limits	- 20 % + 20 % Un
Power consumption in VA	10 VA at 240 V AC 60 Hz
Voltage detection threshold	< 100 V AC
Supply voltage frequency	50...60 Hz +/- 10 %
Output contacts	2 C/O
Nominal output current	8 A
Setting accuracy of the switching threshold	+/- 10 % of the full scale
Switching threshold drift	<= 0.05 % per degree centigrade depending permissible ambient air temperature <= 1 % within the supply voltage range
Setting accuracy of time delay	10 P
Time delay drift	<= 0.05 % per degree centigrade depending permissible ambient air temperature <= 1 % within the supply voltage range
Hysteresis	2 % fixed of selectable
Run-up delay at power-up	650 ms
Maximum measuring cycle	150 ms measurement cycle as true rms value
Threshold adjustment voltage	2...20 % of Un selected
Voltage range	200...240 V phase to phase
Repeat accuracy	+/- 0.5 % for input and measurement circuit
Measurement error	< 1 % over the whole range with voltage variation < 0.05 %/°C with temperature variation
Response time	<= 300 ms
Overvoltage category	III conforming to IEC 60664-1 III conforming to UL 508

The information provided in this documentation contains general descriptions and/or technical characteristics of the performance of the products contained herein. This documentation is not intended as a substitute for and is not to be used for determining suitability or reliability of these products for specific user applications. It is the duty of any such user or integrator to perform the appropriate and complete risk analysis, evaluation and testing of the products with respect to the relevant specific application or use thereof. Neither Schneider Electric Industries SAS nor any of its affiliates or subsidiaries shall be responsible or liable for misuse of the information contained herein.

Insulation resistance	> 100 MOhm at 500 V DC conforming to IEC 60255-27
Mounting position	Any position
Connections - terminals	Screw terminals, 2 x 0.5...2 x 2.5 mm ² (AWG 20...AWG 14) solid without cable end Screw terminals, 2 x 0.2...2 x 1.5 mm ² (AWG 24...AWG 16) flexible with cable end Screw terminals, 1 x 0.5...1 x 3.3 mm ² (AWG 20...AWG 12) solid without cable end Screw terminals, 1 x 0.2...1 x 2.5 mm ² (AWG 24...AWG 14) flexible with cable end
Tightening torque	0.6...1 N.m conforming to IEC 60947-1
Housing material	Self-extinguishing plastic
Status LED	LED (yellow) relay ON LED (green) power ON
Mounting support	35 mm DIN rail conforming to IEC 60715
Electrical durability	100000 cycles
Mechanical durability	10000000 cycles
Utilisation category	AC-15 conforming to IEC 60947-5-1 DC-13 conforming to IEC 60947-5-1 AC-1 conforming to IEC 60947-4-1 DC-1 conforming to IEC 60947-4-1
[Un] rated nominal voltage	, self-powered
Safety reliability data	B10d = 350000 MTTFd = 388.1 years
Contacts material	Cadmium free
Control type	With test button
Width	22.5 mm
Net weight	0.09 kg

Environment

Immunity to microbreaks	10 ms
Electromagnetic compatibility	Immunity for residential, commercial and light-industrial environments conforming to IEC 61000-6-1 Immunity for industrial environments conforming to IEC 61000-6-2 Emission standard for residential, commercial and light-industrial environments conforming to IEC 61000-6-3 Emission standard for industrial environments conforming to IEC 61000-6-4 Electrostatic discharge - test level: 6 kV level 3 (contact discharge) conforming to IEC 61000-4-2 Electrostatic discharge - test level: 8 kV level 3 (air discharge) conforming to IEC 61000-4-2 Radiated radio-frequency electromagnetic field immunity test - test level: 10 V/m level 3 conforming to IEC 61000-4-3 Electrical fast transient/burst immunity test - test level: 4 kV level 4 (direct) conforming to IEC 61000-4-4 Electrical fast transient/burst immunity test - test level: 2 kV level 4 (capacitive coupling) conforming to IEC 61000-4-4 Surge immunity test - test level: 4 kV level 4 (common mode) conforming to IEC 61000-4-5 Surge immunity test - test level: 2 kV level 4 (differential mode) conforming to IEC 61000-4-5 Conducted and radiated emissions class B group 1 conforming to CISPR 11 Conducted and radiated emissions class B conforming to CISPR 22
Standards	IEC 60255-1
Product certifications	RCM[RETURN]CE[RETURN]CSA[RETURN]GL[RETURN]CCC[RETURN]UL[RETURN]EAC
Ambient air temperature for storage	-40...70 °C
Ambient air temperature for operation	-20...50 °C at 60 Hz -20...60 °C at 50 Hz AC/DC
Relative humidity	93...97 % at 25...55 °C conforming to IEC 60068-2-30
Vibration resistance	0.075 mm (f= 10...58.1 Hz) not in operation conforming to IEC 60068-2-6 1 gn (f= 10...58.1 Hz) not in operation conforming to IEC 60068-2-6 0.035 mm (f= 58.1...150 Hz) in operation conforming to IEC 60068-2-6 0.5 gn (f= 58.1...150 Hz) in operation conforming to IEC 60068-2-6
Shock resistance	15 gn (duration = 11 ms) for not in operation conforming to IEC 60068-2-27 5 gn (duration = 11 ms) for in operation conforming to IEC 60068-2-27
IP degree of protection	IP20 (terminals) conforming to IEC 60529 IP40 (housing) conforming to IEC 60529 IP50 (front panel) conforming to IEC 60529

Pollution degree	3 conforming to IEC 60664-1 3 conforming to UL 508
Dielectric test voltage	2.5 kV, 1 min AC 50 Hz conforming to IEC 60255-27

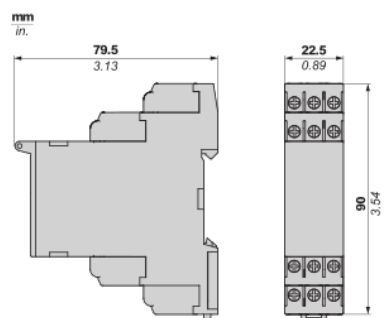
Packing Units

Unit Type of Package 1	PCE
Number of Units in Package 1	1
Package 1 Height	2.6 cm
Package 1 Width	8.2 cm
Package 1 Length	9.5 cm
Package 1 Weight	101.0 g
Unit Type of Package 2	S02
Number of Units in Package 2	40
Package 2 Height	15.0 cm
Package 2 Width	30.0 cm
Package 2 Length	40.0 cm
Package 2 Weight	4.442 kg
Unit Type of Package 3	P06
Number of Units in Package 3	640
Package 3 Height	50.0 cm
Package 3 Width	80.0 cm
Package 3 Length	60.0 cm
Package 3 Weight	86.18 kg

Offer Sustainability

Sustainable offer status	Green Premium product
REACH Regulation	 REACH Declaration
EU RoHS Directive	Pro-active compliance (Product out of EU RoHS legal scope)
Mercury free	Yes
China RoHS Regulation	 China RoHS Declaration
RoHS exemption information	 Yes
Environmental Disclosure	 Product Environmental Profile
Circularity Profile	 End Of Life Information

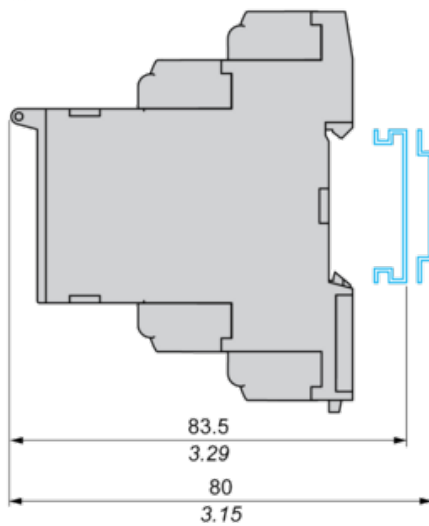
Dimensions



Mounting and Clearance

Rail Mounting

mm
in.



3-Phase Undervoltage Control Relay

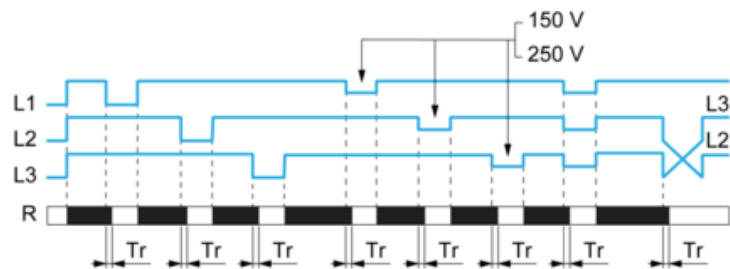
Wiring Diagram



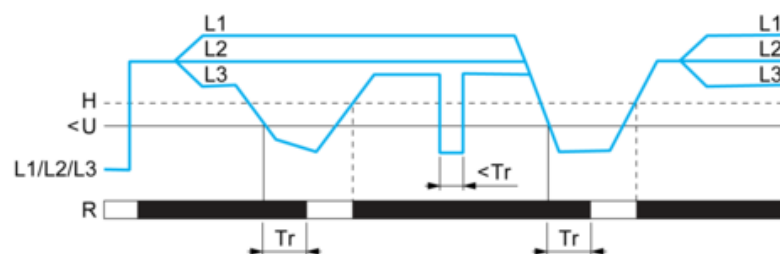
L1,L2,L3 : Supply to be monitored
11-14,12 : 1st C/O contact of output relay
21-24,22 : 2nd C/O contact of output relay

Function Diagrams

Phase Sequence Control and Phase failure Detection



Undervoltage Control



Legend

T_r : Response time after cross the threshold

$U<$: Undervoltage threshold

L1, L2, L3 : Phases of the supply voltage monitored

R : Relay output 11-12/11-14, 21-22/21-24

H : Hysteresis

Relay status : black color = energized.