



Main

Range of product	Modicon TM3
Product or component type	Remote transmitter module
Range compatibility	Modicon M241 Modicon M251 Modicon M221 Modicon M262

Complementary

Current consumption	100 mA at 5 V DC via bus connector at state on 30 mA at 5 V DC via bus connector at state off
Maximum power dissipation in W	0.6 W
Cable distance between devices	0.5...5 mm extension cable with 2 RJ45 conductor between receiver and transmitter
Local signalling	1 LED (green) for power supply 1 LED (green) for link status
Electrical connection	RJ45 connector for connecting the bus receiver Screw connector terminal for connecting the functional ground
Marking	CE
Resistance to electrostatic discharge	8 kV in air conforming to IEC 61000-4-2 6 kV on contact conforming to IEC 61000-4-2
Resistance to electromagnetic fields	10 V/m 80 MHz...1 GHz conforming to IEC 61000-4-3 3 V/m 1.4 GHz...2 GHz conforming to IEC 61000-4-3 1 V/m 2...2.7 GHz conforming to IEC 61000-4-3
Resistance to conducted disturbances	10 V 0.15...80 MHz conforming to IEC 61000-4-6 3 V spot frequency (2, 3, 4, 6.2, 8.2, 12.6, 16.5, 18.8, 22, 25 MHz) conforming to Marine specification (LR, ABS, DNV, GL)
Electromagnetic emission	Radiated emissions - test level: 40 dB μ V/m QP class A (10 m) at 30...230 MHz conforming to IEC 55011 Radiated emissions - test level: 47 dB μ V/m QP class A (10 m) at 230...1000 MHz conforming to IEC 55011
Mounting support	Top hat type TH35-15 rail conforming to IEC 60715 Top hat type TH35-7.5 rail conforming to IEC 60715 Plate or panel with fixing kit
Height	90 mm
Depth	73.3 mm
Width	23.65 mm
Net weight	0.065 kg

The information provided in this documentation contains general descriptions and/or technical characteristics of the performance of the products contained herein. This documentation is not intended as a substitute for and is not to be used for determining suitability or reliability of these products for specific user applications. It is the duty of any such user or integrator to perform the appropriate and complete risk analysis, evaluation and testing of the products with respect to the relevant specific application or use thereof. Neither Schneider Electric Industries SAS nor any of its affiliates or subsidiaries shall be responsible or liable for misuse of the information contained herein.

Environment

Standards	Class I Division 2 Groups A/B/C/D CSA C22.2 No 213 Class I Division 2 Groups A/B/C UL 1604 CSA C22.2 No 142 IEC 61131-2 UL 508
Product certifications	Merchant Navy[RETURN]C-Tick[RETURN]GOST[RETURN]CSA HazLoc[RETURN]CE[RETURN]UKCA[RETURN]RCM[RETURN]EAC[RETURN]cULus
Ambient air temperature for operation	-10...55 °C (horizontal installation) -10...50 °C (vertical installation)
Ambient air temperature for storage	-40...70 °C
Relative humidity	5...95 % without condensation
IP degree of protection	IP20 with protective cover in place
Pollution degree	2
Operating altitude	0...2000 m
Storage altitude	0...3000 m
Vibration resistance	3.5 mm at 5...8.4 Hz on DIN rail 3 gn at 8.4...150 Hz on DIN rail 3.5 mm at 5...8.4 Hz on panel 3 gn at 8.4...150 Hz on panel
Shock resistance	15 gn for 11 ms

Packing Units

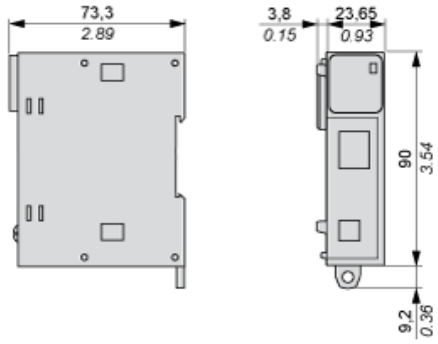
Unit Type of Package 1	PCE
Number of Units in Package 1	1
Package 1 Height	7.5 cm
Package 1 Width	12.5 cm
Package 1 Length	10.5 cm
Package 1 Weight	163.0 g
Unit Type of Package 2	S03
Number of Units in Package 2	8
Package 2 Height	30 cm
Package 2 Width	30 cm
Package 2 Length	40 cm
Package 2 Weight	1.783 kg
Unit Type of Package 3	P06
Number of Units in Package 3	144
Package 3 Height	75 cm
Package 3 Width	60 cm
Package 3 Length	80 cm
Package 3 Weight	37 kg

Offer Sustainability

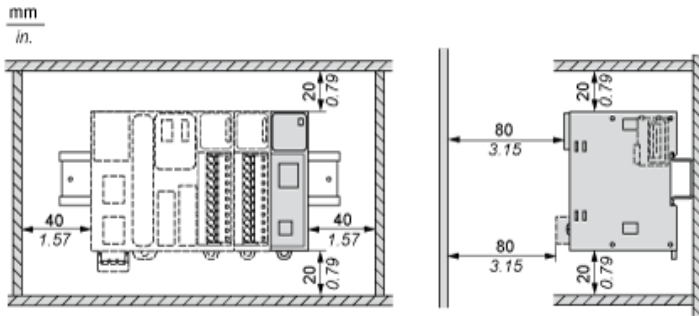
Sustainable offer status	Green Premium product
REACH Regulation	REACH Declaration
EU RoHS Directive	Pro-active compliance (Product out of EU RoHS legal scope)
Mercury free	Yes
China RoHS Regulation	China RoHS Declaration
RoHS exemption information	Yes
Environmental Disclosure	Product Environmental Profile
Circularity Profile	End Of Life Information
WEEE	The product must be disposed on European Union markets following specific waste collection and never end up in rubbish bins
PVC free	Yes

Dimensions

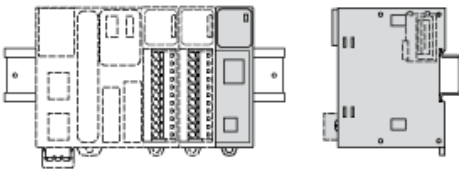
mm
in.



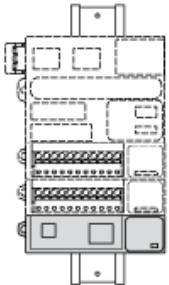
Spacing Requirements



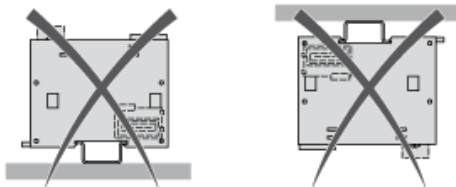
Mounting on a Rail



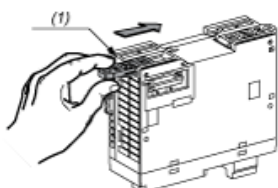
Vertical Mounting



Incorrect Mounting



Mounting on a Panel Surface



(1) Install a mounting strip

Mounting Hole Layout

