



## Main

Range of product	Harmony XB7
Product or component type	Pilot light
Device short name	XB7
Mounting diameter	22 mm
Sale per indivisible quantity	10
Shape of signaling unit head	Round
Cap/operator or lens colour	Green
Light source	LED
Bulb base	Integral LED
[Us] rated supply voltage	120 V AC 50/60 Hz
Device presentation	Monolithic product

## Complementary

Height	29 mm
Width	29 mm
Depth	54 mm
Terminals description ISO n°1	(X1-X2)PL
Net weight	0.02 kg
Device mounting	Fixing hole - diameter: 22.5 mm 22.3 +0.4/0 conforming to IEC 60947-5-1
Fixing center	>= 30 x 40 mm (support panel) metal - thickness: 1...6 mm >= 30 x 40 mm (support panel) plastic - thickness: 2...6 mm
Fixing mode	Fixing nut beneath head: 2...2.4 N.m
Connections - terminals	Screw clamp terminals, <= 2 x 1.5 mm <sup>2</sup> with cable end conforming to IEC 60947-1 Screw clamp terminals, 1 x 0.22...2 x 2.5 mm <sup>2</sup> without cable end conforming to IEC 60947-1
Tightening torque	0.8...1.2 N.m conforming to IEC 60947-1
Shape of screw head	Cross compatible with JIS No 1 screwdriver Cross compatible with Philips no 1 screwdriver Cross compatible with pozidriv No 1 screwdriver Slotted compatible with flat Ø 4 mm screwdriver Slotted compatible with flat Ø 5.5 mm screwdriver
[Ui] rated insulation voltage	250 V (pollution degree 3) conforming to IEC 60947-1
[Uimp] rated impulse withstand voltage	6 kV conforming to IEC 60947-1
Signalling type	Steady
Supply voltage limits	100...132 V AC
Current consumption	18...21 mA
Service life	70000 h at rated voltage and 25 °C

The information provided in this documentation contains general descriptions and/or technical characteristics of the performance of the products contained herein. This documentation is not intended as a substitute for and is not to be used for determining suitability or reliability of these products for specific user applications. It is the duty of any such user or integrator to perform the appropriate and complete risk analysis, evaluation and testing of the products with respect to the relevant specific application or use thereof. Neither Schneider Electric Industries SAS nor any of its affiliates or subsidiaries shall be responsible or liable for misuse of the information contained herein.

## Environment

Protective treatment	TH
Ambient air temperature for storage	-40...70 °C
Ambient air temperature for operation	-25...70 °C
Overvoltage category	Class II conforming to IEC 60536
IP degree of protection	IP20 (rear face) conforming to IEC 60529 IP65 (front face) conforming to IEC 60529
NEMA degree of protection	NEMA 4 conforming to UL 50 E NEMA 12 conforming to UL 50 E
Standards	UL 508 IEC 60947-5-1 IEC 60947-1 JIS C8201-5-1 CSA C22.2 No 14 JIS C8201-1
Vibration resistance	5 gn (f= 2...500 Hz) conforming to IEC 60068-2-6
Shock resistance	50 gn (duration = 11 ms) for half sine wave acceleration conforming to IEC 60068-2-27
Electromagnetic compatibility	Disturbing field emission class B conforming to IEC 55011

## Packing Units

Unit Type of Package 1	PCE
Number of Units in Package 1	1
Package 1 Height	2.800 cm
Package 1 Width	2.800 cm
Package 1 Length	5.100 cm
Package 1 Weight	20.000 g
Unit Type of Package 2	BB1
Number of Units in Package 2	10
Package 2 Height	6.000 cm
Package 2 Width	10.000 cm
Package 2 Length	16.000 cm
Package 2 Weight	200.000 g
Unit Type of Package 3	S01
Number of Units in Package 3	100
Package 3 Height	15.000 cm
Package 3 Width	15.000 cm
Package 3 Length	40.000 cm
Package 3 Weight	2.385 kg

## Offer Sustainability

Sustainable offer status	Green Premium product
REACH Regulation	<a href="#">REACH Declaration</a>
REACH free of SVHC	Yes
EU RoHS Directive	Pro-active compliance (Product out of EU RoHS legal scope) <a href="#">EU RoHS Declaration</a>
Toxic heavy metal free	Yes
Mercury free	Yes
China RoHS Regulation	<a href="#">China RoHS Declaration</a>
RoHS exemption information	<a href="#">Yes</a>
Environmental Disclosure	<a href="#">Product Environmental Profile</a>
Circularity Profile	<a href="#">End Of Life Information</a>
WEEE	The product must be disposed on European Union markets following specific waste collection and never end up in rubbish bins

## Contractual warranty

---

Warranty	18 months
----------	-----------

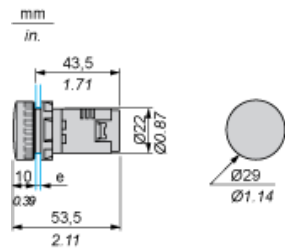
---

---

Pilot Light with Screw Terminal

---

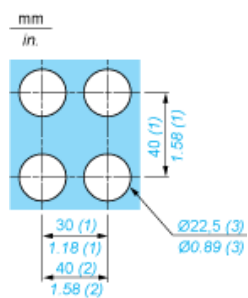
Dimensions



e Support panel thickness: 1 to 6 mm/0.4 to 0.24 in. (metal), 2 to 6 mm/0.8 to 0.24 in. (plastic).

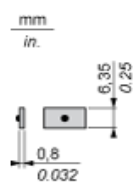
## Mounting

### Diameter of Finished Fixing Holes



- (1) Minimum value.
- (2) 40 mm/1.58 in. for Emergency switching off pushbutton only.
- (3) Standard value:  $\varnothing 22.3$  (0; + 0.4) mm/ $\varnothing 0.88$  (0; + 0.02) in.

### Faston Clip Connection



### “U” Type Tag Connection



- (1) 6.5 mm/0.26 in. recommended, 7 mm/0.28 in. max.
- (2) M3 screw clamp terminal.

---

## Wiring Diagram

---



(1) LED