

XVR3B06

Illuminated beacon without buzzer, Harmony
XVR, blue, 100mm, integral LED, 12...24V DC



Main

Range of product	Harmony XVR
Product or component type	Beacon
Device short name	XVR3
Beacon or indicator bank unit type	LED unit
Mounting diameter	100 mm
Light source	LED, blue
Device application	Forklift Bulldozer Automated guided vehicle (AGV)

Complementary

Signalling type	Flashing Blinking Rotating
Assembly style	Ready assembled
Material	PC (polycarbonate): lenses PBT (polybutylene terephthalate) + PC (polycarbonate): body EPDM (ethylene propylene diene monomer): base
[Us] rated supply voltage	12...24 V DC
[Ue] rated operational voltage	10...30 V DC
Inrush current	3 A
Power consumption in W	2.8 W
Marking	CE
Installation direction	Upright indoor Sideways indoor Inverted indoor Upright outdoor
Electrical insulation class	Class II
Current consumption	3000 mA
Length	100 mm
Width	100 mm
Height	139 mm
Net weight	0.484 kg

Environment

Ambient air temperature for operation	-20...50 °C
Ambient air temperature for storage	-35...70 °C
Relative humidity	35...85 % without condensation
Vibration resistance	4.6 gn (sideways) 4.6 gn (inverted) 7.1 gn (upright)
IP degree of protection	IP65 (upright) IP23 (sideways) IP23 (inverted)

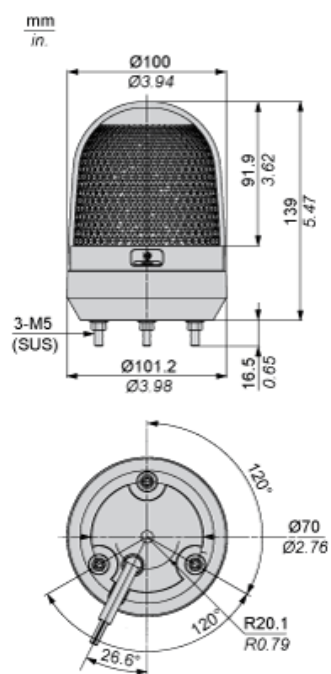
Packing Units

Unit Type of Package 1	PCE
Number of Units in Package 1	1
Package 1 Height	18.5 cm
Package 1 Width	14.3 cm
Package 1 Length	13.8 cm
Package 1 Weight	3.68 kg
Unit Type of Package 2	S04
Number of Units in Package 2	8
Package 2 Height	30.0 cm
Package 2 Width	40.0 cm
Package 2 Length	60.0 cm
Package 2 Weight	29.44 kg

Offer Sustainability

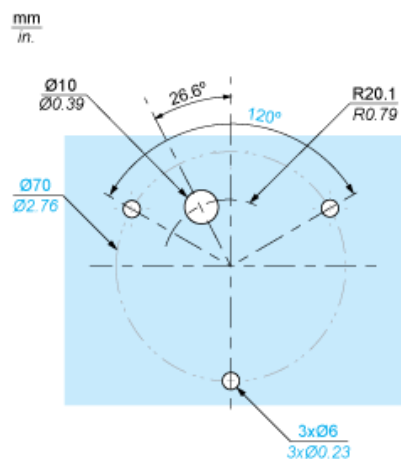
Sustainable offer status	Green Premium product
REACH Regulation	REACH Declaration
EU RoHS Directive	Pro-active compliance (Product out of EU RoHS legal scope) EU RoHS Declaration
Toxic heavy metal free	Yes
Mercury free	Yes
China RoHS Regulation	China RoHS Declaration
RoHS exemption information	Yes
Environmental Disclosure	Product Environmental Profile
Circularity Profile	End Of Life Information

Dimensions

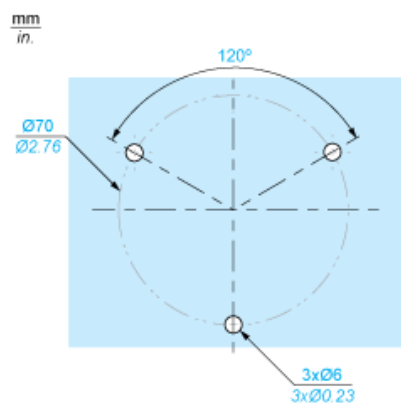


Panel Cut-out

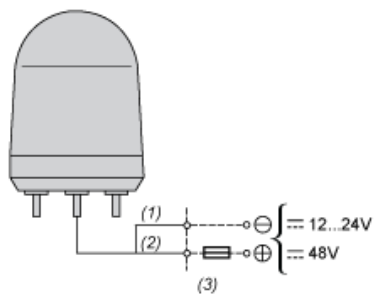
Straight wiring



Side wiring



Wiring Diagram



- (1) Black
- (2) White
- (3) Fuse(Rated Current>2A)