

XA2ES542

Complete emergency switching off push button,
Easy Harmony XA2, plastic, red mushroom
40mm, 22mm, turn to release, 1NC



Main

Range of Product	Easy Harmony XA2
Product or Component Type	Complete emergency switching off push-button
Device short name	XA2
Bezel material	Plastic
Mounting diameter	0.89 in (22.5 mm)

Complementary

Operating position	Any position
Device mounting	Fixing hole 0.87 in (22 mm)
Fixing center	>= 30 x 40 mm panel) 0.04...0.20 in (1...5 mm)
Shape of signaling unit head	Round
Type of operator	Turn to release
Reset	Turn to release
Operator profile	Red mushroom Ø 40 mm
Cap/operator or lens colour	Red
Contacts type and composition	1 NC
Contact operation	Slow-break
Positive opening	With NC contact
Mechanical durability	100000 cycles
Connections - terminals	Screw clamp terminal, <= 2 x 1.5 mm ² Screw clamp terminal, <= 1 x 2.5 mm ² Screw clamp terminal, >= 1 x 0.5 mm ² Faston terminals 6.3 mm
Tightening torque	7.08 lbf.in (0.8 N.m)
Short-circuit protection	10 A gL fuse IEC 60269-1
[Ui] rated insulation voltage	600 VIEC 60947-1
[Uimp] rated impulse withstand voltage	6 kV IEC 60947-1
[Ie] rated operational current	3 A 240 V, AC-15, A600 0.27 A 250 V, DC-13, Q600
Electrical durability	500000 Cycles, AC-15, 3 A 230 V 60 cyc/mn 0.5 IEC 60947-5-4 500000 cycles, DC-13, 0.2 A 110 V 60 cyc/mn 0.5 IEC 60947-5-4
Electrical reliability	$\Lambda < 10\exp(-8)$ 24 V
Height	1.18 in (30 mm)
Width	1.65 in (42 mm)
Depth	2.92 in (74.2 mm)
Net Weight	0.13 lb(US) (0.058 kg)
Type of operator	Mechanical latching

The information provided in this documentation contains general descriptions and/or technical characteristics of the performance of the products contained herein. This documentation is not intended as a substitute for and is not to be used for determining suitability or reliability of these products for specific user applications. It is the duty of any such user or integrator to perform the appropriate and complete risk analysis, evaluation and testing of the products with respect to the relevant specific application or use thereof. Neither Schneider Electric Industries SAS nor any of its affiliates or subsidiaries shall be responsible or liable for misuse of the information contained herein.

Environment

Protective treatment	TC
Ambient Air Temperature for Storage	-40...158 °F (-40...70 °C)
Ambient air temperature for operation	-13...131 °F (-25...55 °C)
Overvoltage category	Class I IEC 536
IP degree of protection	IP65 conforming to IEC 60068-2-27
IK degree of protection	IK03
Standards	IEC 60947-1 GB 14048.1 GB 14048.5 IEC 60947-5-1 IEC 60529
Product Certifications	CCC[RETURN]CE
Vibration resistance	10 gn 40...500 Hz)IEC 60068-2-6
Shock resistance	70 gn 11 ms) half sine wave acceleration IEC 60068-2-27

Ordering and shipping details


Category	US1CP4B22153
Discount Schedule	CP4B
GTIN	3606480673818
Returnability	Yes
Country of origin	US

Packing Units

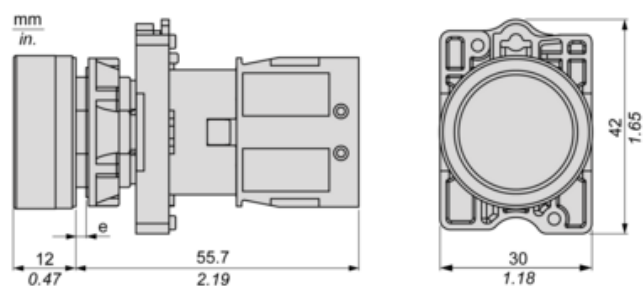
Unit Type of Package 1	PCE
Number of Units in Package 1	1
Package 1 Height	1.57 in (4.000 cm)
Package 1 Width	1.97 in (5.000 cm)
Package 1 Length	2.76 in (7.000 cm)
Package 1 Weight	2.01 oz (57.000 g)
Unit Type of Package 2	S02
Number of Units in Package 2	70
Package 2 Height	5.91 in (15.000 cm)
Package 2 Width	11.81 in (30.000 cm)
Package 2 Length	15.75 in (40.000 cm)
Package 2 Weight	9.49 lb(US) (4.305 kg)
Unit Type of Package 3	P06
Number of Units in Package 3	1120
Package 3 Height	29.53 in (75.000 cm)
Package 3 Width	31.50 in (80.000 cm)
Package 3 Length	23.62 in (60.000 cm)
Package 3 Weight	169.49 lb(US) (76.880 kg)

Offer Sustainability

California proposition 65	WARNING: This product can expose you to chemicals including: Lead and lead compounds, which is known to the State of California to cause cancer and birth defects or other reproductive harm. For more information go to www.P65Warnings.ca.gov
REACH Regulation	 REACH Declaration
REACH free of SVHC	Yes
EU RoHS Directive	Pro-active compliance (Product out of EU RoHS legal scope)  EU RoHS Declaration
Toxic heavy metal free	Yes
Mercury free	Yes
China RoHS Regulation	 China RoHS Declaration

RoHS exemption information	 Yes
WEEE	The product must be disposed on European Union markets following specific waste collection and never end up in rubbish bins.

Dimensions



(e) Clamping thickness: 1 to 6 mm / 0.04 to 0.24 in.

Panel Cut-out for Pushbuttons, Switches and Pilot Lights (Finished Holes, Ready for Installation)

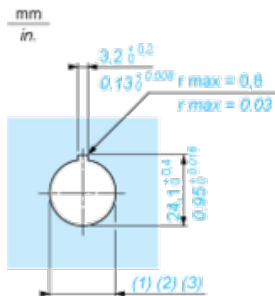
Connection by Screw Clamp Terminals



- (1) Diameter on finished panel or support
(2) For selector switches and Emergency stop buttons, use of an anti-rotation plate type ZB5AZ902 is recommended.
(3) Ø22.5 mm recommended ($\text{Ø}22.3_0^{+0.4}$) / Ø0.89 in. recommended ($\text{Ø}0.88 \text{ in.}_0^{+0.016}$)

Connections	a in mm	a in in.	b in mm	b in in.
By screw clamp terminals connector	40	1.57	30	1.18
By Faston connectors	45	1.77	32	1.26

Detail of Lug Recess



- (1) Diameter on finished panel or support
(2) For selector switches and Emergency stop buttons, use of an anti-rotation plate type ZB5AZ902 is recommended.
(3) Ø22.5 mm recommended ($\text{Ø}22.3_0^{+0.4}$) / Ø0.89 in. recommended ($\text{Ø}0.88 \text{ in.}_0^{+0.016}$)