

XA2ET42

Complete emergency switching off push button,
Easy Harmony XA2, plastic, red mushroom
40mm, 22mm, push pull, 1NC



Main

Range of Product	Easy Harmony XA2
Product or Component Type	Complete emergency switching off push-button
Device short name	XA2
Bezel material	Plastic
Mounting diameter	0.89 in (22.5 mm)

Complementary

Operating position	Any position
Device mounting	Fixing hole 0.87 in (22 mm)
Fixing center	>= 30 x 40 mm panel) 0.04...0.20 in (1...5 mm)
Shape of signaling unit head	Round
Type of operator	push-pull
Reset	Push-pull
Operator profile	Red mushroom Ø 40 mm
Cap/operator or lens colour	Red
Contacts type and composition	1 NC
Contact operation	Slow-break
Positive opening	With NC contact
Mechanical durability	100000 cycles
Connections - terminals	Screw clamp terminal, <= 2 x 1.5 mm ² Screw clamp terminal, <= 1 x 2.5 mm ² Screw clamp terminal, >= 1 x 0.5 mm ² Faston terminals 6.3 mm
Tightening torque	7.08 lbf.in (0.8 N.m)
Short-circuit protection	10 A gL fuse IEC 60269-1
[Ui] rated insulation voltage	600 VIEC 60947-1
[Uimp] rated impulse withstand voltage	6 kV IEC 60947-1
[Ie] rated operational current	3 A 240 V, AC-15, A600 0.27 A 250 V, DC-13, Q600
Electrical durability	500000 Cycles, AC-15, 3 A 230 V 60 cyc/mn 0.5 IEC 60947-5-4 500000 cycles, DC-13, 0.2 A 110 V 60 cyc/mn 0.5 IEC 60947-5-4
Electrical reliability	$\Lambda < 10\exp(-8)$ 24 V
Height	1.18 in (30 mm)
Width	1.65 in (42 mm)
Depth	2.92 in (74.2 mm)
Net Weight	0.19 lb(US) (0.088 kg)
Type of operator	Mechanical latching

Environment

Protective treatment	TC
Ambient Air Temperature for Storage	-40...158 °F (-40...70 °C)
Ambient air temperature for operation	-13...131 °F (-25...55 °C)
Overvoltage category	Class I IEC 536
IP degree of protection	IP65 conforming to IEC 60068-2-27
IK degree of protection	IK03
Standards	GB 14048.5 IEC 60947-1 IEC 60947-5-1 GB 14048.1 IEC 60529
Product Certifications	CE[RETURN]CCC
Vibration resistance	10 gn 40...500 Hz)IEC 60068-2-6
Shock resistance	70 gn 11 ms) half sine wave acceleration IEC 60068-2-27

Ordering and shipping details


Category	US1CP4B22153
Discount Schedule	CP4B
GTIN	3606480673795
Returnability	No
Country of origin	CN

Packing Units

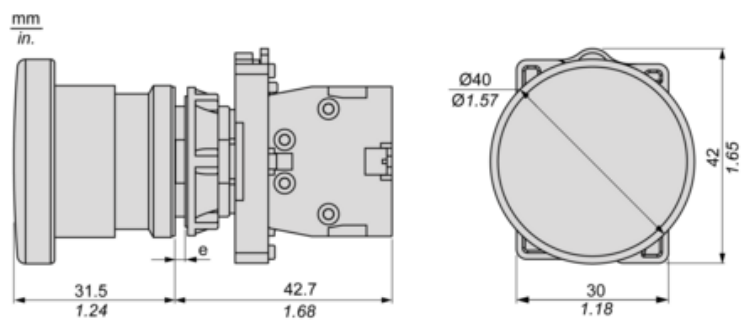
Unit Type of Package 1	PCE
Number of Units in Package 1	1
Package 1 Height	1.18 in (2.988 cm)
Package 1 Width	1.52 in (3.855 cm)
Package 1 Length	2.12 in (5.383 cm)
Package 1 Weight	3.21 oz (91 g)
Unit Type of Package 2	S02
Number of Units in Package 2	70
Package 2 Height	5.91 in (15 cm)
Package 2 Width	11.81 in (30 cm)
Package 2 Length	15.75 in (40 cm)
Package 2 Weight	14.07 lb(US) (6.381 kg)
Unit Type of Package 3	PAL
Number of Units in Package 3	1400
Package 3 Height	23.62 in (60 cm)
Package 3 Width	31.50 in (80 cm)
Package 3 Length	35.43 in (90 cm)
Package 3 Weight	275.00 lb(US) (124.74 kg)

Offer Sustainability

Sustainable offer status	Green Premium product
California proposition 65	WARNING: This product can expose you to chemicals including: Lead and lead compounds, which is known to the State of California to cause cancer and birth defects or other reproductive harm. For more information go to www.P65Warnings.ca.gov
REACH Regulation	 REACH Declaration
REACH free of SVHC	Yes
EU RoHS Directive	Pro-active compliance (Product out of EU RoHS legal scope)  EU RoHS Declaration
Mercury free	Yes
China RoHS Regulation	 China RoHS Declaration

RoHS exemption information	 Yes
WEEE	The product must be disposed on European Union markets following specific waste collection and never end up in rubbish bins.

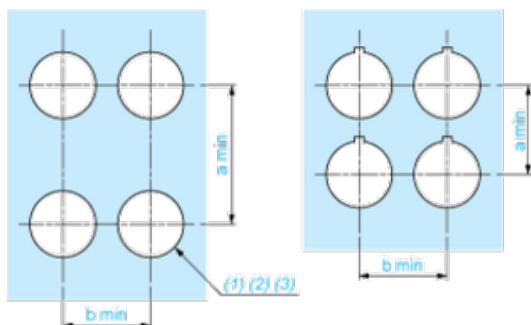
Dimensions



(e) Clamping thickness: 1 to 6 mm / 0.04 to 0.24 in.

Panel Cut-out for Pushbuttons, Switches and Pilot Lights (Finished Holes, Ready for Installation)

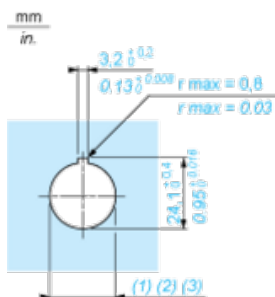
Connection by Screw Clamp Terminals



- (1) Diameter on finished panel or support
(2) For selector switches and Emergency stop buttons, use of an anti-rotation plate type ZB5AZ902 is recommended.
(3) Ø22.5 mm recommended ($\text{Ø}22.3_0^{+0.4}$) / Ø0.89 in. recommended ($\text{Ø}0.88 \text{ in.}_0^{+0.016}$)

Connections	a in mm	a in in.	b in mm	b in in.
By screw clamp terminals connector	40	1.57	30	1.18
By Faston connectors	45	1.77	32	1.26

Detail of Lug Recess



- (1) Diameter on finished panel or support
(2) For selector switches and Emergency stop buttons, use of an anti-rotation plate type ZB5AZ902 is recommended.
(3) Ø22.5 mm recommended ($\text{Ø}22.3_0^{+0.4}$) / Ø0.89 in. recommended ($\text{Ø}0.88 \text{ in.}_0^{+0.016}$)