

Product data sheet

Characteristics

QO11624L125G

Load center, QO, 1 phase, 16 spaces, 24 circuits, 125A convertible main lugs, NEMA1, gnd bar, UL



Main

Marketing Trade Name	QO
Product Type	Load Center
Cover Type	Order separately

Complementary

Tightening Torque	Main lugs 50 lb.in, AWG 6...AWG 2/0, aluminium/copper Cover 20 lb.in
PoN Convertible Mains (lugs)	Convertible Mains (lugs)
Rated Current	125 A
Number of Spaces	16
Max Short Circuit Current Rating	65 kA
Maximum Number of Single Pole Circuits	24
Maximum Number of Tandem Breakers	8
Number of Phases	1 phase
Voltage Rating	120/240 V AC
Wire Size	AWG 6...AWG 2/0 aluminium/copper
Ground Bar	Grounding bar included (not installed)
Electrical Connection	Lugs
Wiring Configuration	3-wire
Busbar Material	Tin plated copper busbar
Enclosure Material	Welded sheet steel
Surface Finish	Baked enamel Gray
Box Number	7
Height	20.91 in (531 mm)
Width	14.25 in (362 mm)

Environment

Enclosure Rating	NEMA 1 indoor
Ambient Air Temperature for Operation	23 °F (-5 °C) 104 °F (40 °C)
Product Certifications	UL Listed

Ordering and shipping details

Category	00001-QO 1PH LC,12-42 CKT,NEMA1
Discount Schedule	DE3A
GTIN	785901841302
Returnability	No
Country of origin	US

Packing Units

Unit Type of Package 1	PCE
Number of Units in Package 1	1
Package 1 Height	22.00 in (55.88 cm)
Package 1 Width	4.30 in (10.922 cm)
Package 1 Length	14.70 in (37.338 cm)
Package 1 Weight	12.01 lb(US) (5.448 kg)

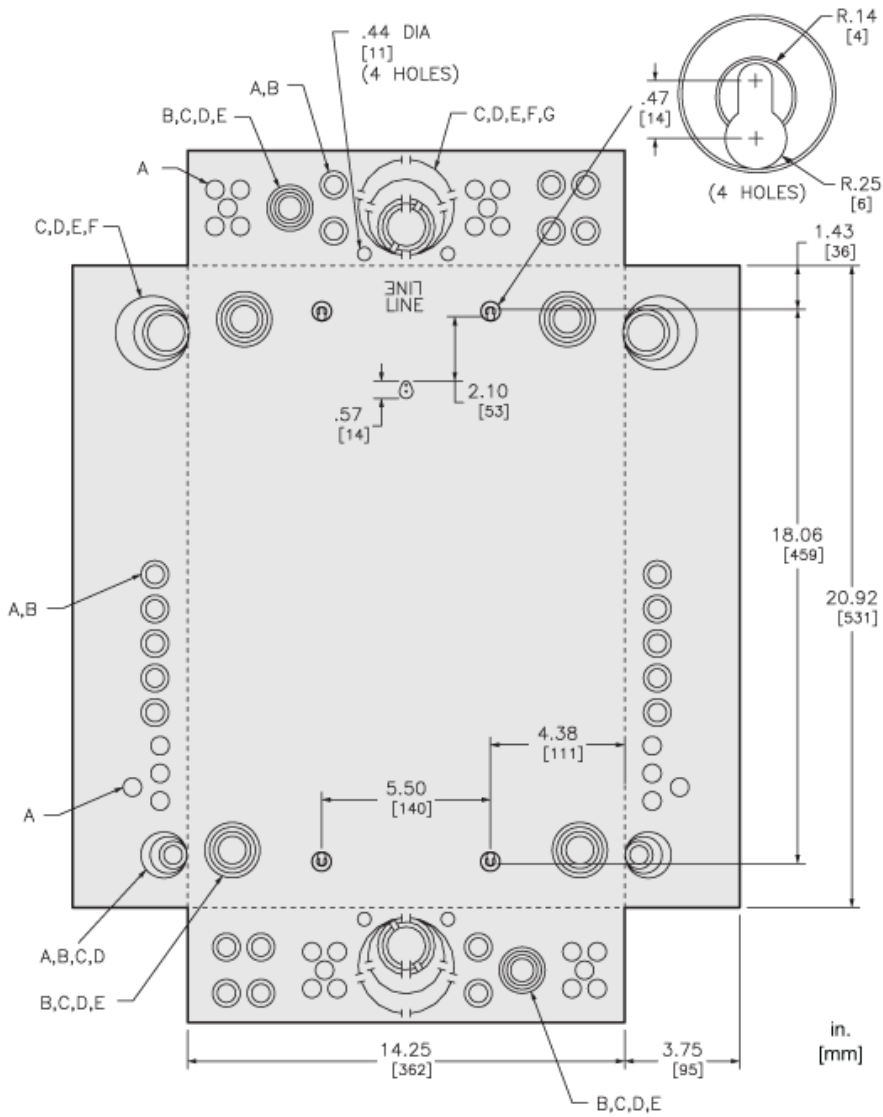
Offer Sustainability

California proposition 65	WARNING: This product can expose you to chemicals including: Lead and lead compounds, which is known to the State of California to cause cancer and birth defects or other reproductive harm. For more information go to www.P65Warnings.ca.gov
REACH free of SVHC	Yes
EU RoHS Directive	Compliant EU RoHS Declaration
Toxic heavy metal free	Yes
Mercury free	Yes
China RoHS Regulation	China RoHS Declaration
RoHS exemption information	Yes

Contractual warranty

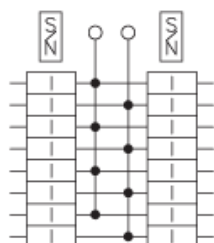
Warranty	18 months
----------	-----------

Approximate Dimensions

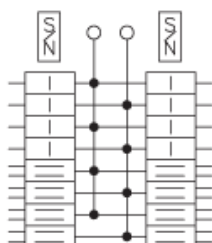


KNOCKOUTS							
SYMBOL	A	B	C	D	E	F	G
IN	.50	.75	1.00	1.25	1.50	2.00	2.50
MM	13	19	25	32	38	51	64

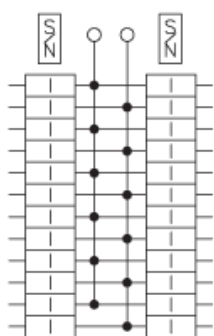
Connections and Wiring Diagrams



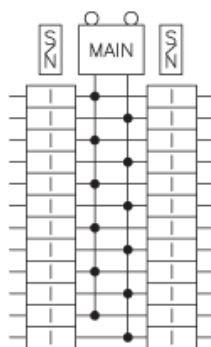
QO116L125G



QO11624L125G



QO124L125G



QO124M100
QO124M125