

# IMDIFL12MCT

## VIGILOHM ADV. 12 CHANNEL FAULT LOCATOR MODBUS HARSH ENVIRONMENT - 100-440VAC/DC



### Main

Range	Vigilohm
Device short name	IFL12MCT
Product or component type	Insulation fault locator
Device application	Harsh environment application Marine application
Electrical circuit type	Large or highly disturbed network
Electrical circuit type	Control/Command circuit Power circuit
Earthing system	IT
User language	English Chinese Portuguese German Italian Spanish Russian French

### Complementary

Network rated voltage	0...480 V - AC at 45...440 Hz (device connected to phase) 0...830 V - AC at 45...440 Hz (device connected to neutral) 0...480 V - DC
Number of channels	12
Data recording	Alarm logs
Type of measurement	History of alarms Network insulation resistance - measurement range: 200 Ohm...250 kOhm Earth leakage capacitance - measurement range: 0.1...15 µF
Local signalling	Yellow indicator light: insulation fault Yellow flashing indicator light: communication Green/Red indicator light: product status Green indicator light: satisfactory insulation Yellow flashing indicator light: transient fault
Threshold setting	Alarm: 200 Ohm...200 kOhm
Time delay range	0...120 min for signalling circuit
Alarm per channel	Alarm threshold: settable per feeder
Accuracy	+/- 15 %
Response time	<= 5 s
Auxiliary supply voltage	100...440 V DC +/- 15 % 100...440 V AC 45...65 Hz +/- 15 %
Power consumption in VA	26 VA
Power consumption in W	10 W
Test function	Manual Remote test Auto test at start and every 5h
Output contact	1 C/O standard or fail-safe
Breaking capacity	250 V - AC at 6 A 48 V - DC at 1 A
Communication port protocol	Modbus
Communication port support	RS485
Display type	Digital display

Mounting mode	Flush-mounted Clip-on
Mounting support	DIN rail Panel
Mounting position	Vertical Horizontal
Connections - terminals	Power supply: removable screw terminal block0.2...2.5 mm <sup>2</sup> Output relay: removable screw terminal block0.2...2.5 mm <sup>2</sup> Toroids inputs: removable screw terminal block0.2...1.5 mm <sup>2</sup> Communication: removable screw terminal block0.2...2.5 mm <sup>2</sup> Voltage inputs: removable screw terminal block0.2...2.5 mm <sup>2</sup>
Material	Thermoplastic
Harsh environment	Coated
Overvoltage category	III
Net weight	0.5 kg
Cut-out dimensions	92 x 104 mm
Height	110 mm
Width	108 mm
Depth	59 mm

## Environment




IP degree of protection	Case: IP20 Front face: IP54
Environmental characteristic	Exposure to damp heat not in service conforming to IEC 60068-2-30 Exposure to damp heat in service conforming to IEC 60068-2-56 Salt mist conforming to IEC 60068-2-52
Operating altitude	<= 3000 m
Pollution degree	2
Relative humidity	5...95 %
Type of installation	Indoor Enclosed outdoor
Standards	IEC 60364-4-41 IEC 61010-1 IEC 60364-5-51 IEC 61557-9
Product certifications	EAC[RETURN]CE[RETURN]DNV-GL[RETURN]UL[RETURN]cULus
Ambient air temperature for operation	-25...55 °C
Ambient air temperature for storage	-40...85 °C

## Packing Units

Unit Type of Package 1	PCE
Number of Units in Package 1	1
Package 1 Height	11.0 cm
Package 1 Width	10.8 cm
Package 1 Length	5.9 cm
Package 1 Weight	375.0 g
Unit Type of Package 2	S03
Number of Units in Package 2	8
Package 2 Height	30.0 cm
Package 2 Width	30.0 cm
Package 2 Length	40.0 cm
Package 2 Weight	5.098 kg

## Offer Sustainability

Sustainable offer status	Green Premium product
REACH Regulation	 <a href="#">REACH Declaration</a>
EU RoHS Directive	Compliant with Exemptions
Mercury free	Yes
China RoHS Regulation	 <a href="#">China RoHS Declaration</a>

RoHS exemption information	 Yes
Environmental Disclosure	 <a href="#">Product Environmental Profile</a>
Circularity Profile	 <a href="#">End Of Life Information</a>
WEEE	The product must be disposed on European Union markets following specific waste collection and never end up in rubbish bins
California proposition 65	WARNING: Cancer and Reproductive Harm - <a href="http://www.P65Warnings.ca.gov">www.P65Warnings.ca.gov</a>