

Main

Range	PrismaSeT
Range of product	PrismaSeT P
Product or component type	Mounting plate
Accessory / separate part category	Installation accessory
Range compatibility	PrismaSeT PrismaSeT P cubicle
Installation description	Cubicle - width 650 mm depth 400 mm Cubicle - width 650 mm depth 800 mm
Installed device	ComPact: fixed NS1250 - control: toggle - vertical installation ComPact: fixed NS1250 - control: direct front rotary handle - vertical installation ComPact: fixed NS1250 - control: motor mechanism - vertical installation ComPact: fixed NS1600 - control: toggle - vertical installation ComPact: fixed NS1600 - control: direct front rotary handle - vertical installation ComPact: fixed NS1600 - control: motor mechanism - vertical installation ComPact: fixed NS630b...1000 - control: toggle - vertical installation ComPact: fixed NS630b...1000 - control: direct front rotary handle - vertical installation ComPact: fixed NS630b...1000 - control: motor mechanism - vertical installation
Poles description	1 x 3P: fixed NS1250 vertical installation 1 x 4P: fixed NS1250 vertical installation 1 x 3P: fixed NS1600 vertical installation 1 x 4P: fixed NS1600 vertical installation 1 x 3P: fixed NS630b...1000 vertical installation 1 x 4P: fixed NS630b...1000 vertical installation
Number of vertical modules [50 mm]	17 module(s): NS1250, front connection on Canalis in 650 mm Widecubicle 16 module(s): NS1250, rear connection on Canalis in 650 mm Widecubicle 14 module(s): NS1250, front connection on adaptor in 650 mm Widecubicle 10 module(s): NS1250, rear connection on adaptor in 650 mm Widecubicle 16 module(s): NS1600, rear connection on Canalis in 650 mm Widecubicle 14 module(s): NS1600, front connection on adaptor in 650 mm Widecubicle 10 module(s): NS1600, rear connection on adaptor in 650 mm Widecubicle 17 module(s): NS630b...1000, front connection on Canalis in 650 mm Widecubicle 16 module(s): NS630b...1000, rear connection on Canalis in 650 mm Widecubicle 12 module(s): NS630b...1000, front connection on adaptor in 650 mm Widecubicle 10 module(s): NS630b...1000, rear connection on adaptor in 650 mm Widecubicle
Standards	IEC 61439-2
Product certifications	ASTA

Complementary

Material	Sheet steel
Protective treatment	Electrophoresis treatment and hot-polymerised polyester epoxy powder
Surface finish	Matt Textured
Colour	White (RAL 9003)
Width	650 mm
Height	300 mm







Net weight

3.08 kg

Packing Units

Unit Type of Package 1	PCE
Number of Units in Package 1	1
Package 1 Height	3.8 cm
Package 1 Width	30.0 cm
Package 1 Length	58.0 cm
Package 1 Weight	3.154 kg
Unit Type of Package 2	S04
Number of Units in Package 2	3
Package 2 Height	30.0 cm
Package 2 Width	40.0 cm
Package 2 Length	60.0 cm
Package 2 Weight	10.265 kg
Unit Type of Package 3	P12
Number of Units in Package 3	36
Package 3 Height	102.0 cm
Package 3 Width	80.0 cm
Package 3 Length	120.0 cm
Package 3 Weight	135.0 kg

Offer Sustainability

Packaging without single use plastic	No
Packaging made with recycled cardboard	Yes
BVB	 Accepted
REACH Regulation	 REACH Declaration
REACH free of SVHC	Yes
EU RoHS Directive	Pro-active compliance (Product out of EU RoHS legal scope)  EU RoHS Declaration
Toxic heavy metal free	Yes
Mercury free	Yes
RoHS exemption information	 Yes
China RoHS Regulation	 China RoHS Declaration
Environmental Disclosure	 Product Environmental Profile
Circularity Profile	No need of specific recycling operations
PVC free	Yes
Halogen content performance	Halogen free plastic parts product
Take-back	No