

Main

Range	Lineryg
Product name	Lineryg TR
Product or component type	Terminal block
Device short name	TRV
Terminal block type	Protective earth
Terminal block level	1
Mounting mode	Clip-on
Nominal cross section	4 mm ²
Length	47.7 mm
Colour	Green-yellow
Quantity per set	Set of 50

Complementary

Width	6.2 mm
Height	47.5 mm
Connections - terminals	1 x screw terminal: upstream 1 x screw terminal: downstream
Number of connections	2
Connection position	Sideways
Number of measurement input	2
Cable cross section	0.14...6 Mm ² , solid 0.2...4 Mm ² , flexible with cable end 0.14...6 mm ² , flexible without cable end
Tightening torque	0.6...0.8 N.m
Wire stripping length	9 mm
Tool type	Connection: screwdriver Disconnection: screwdriver
Material	Polyamide 6/6: insulating case
Dielectric loss	0.01 at 1 MHz conforming to IEC 60250 0.01 at 1 MHz conforming to VDE 0303-T4
Dielectric constant	3.7 at 1 MHz
Resistivity	10000 MΩ.M conforming to IEC 60093 10000 MΩ.m conforming to VDE 0303-T30
Surface resistance	1000 GΩ conforming to IEC 60093 1000 GΩ conforming to VDE 0303-T30
Creep resistance	500 CTI (> 400 kV) conforming to IEC 60093 500 CTI (> 400 kV) conforming to VDE 0303-T30
Flame retardance	V0, thickness 0.8 mm conforming to UL 94
Net weight	13.38 g
Range compatibility	Prisma G Prisma P Prisma PH Prisma Pack Spacial Kaedra Pragma TeSys
Product compatibility	Spacial enclosures

The information provided in this documentation contains general descriptions and/or technical characteristics of the performance of the products contained herein. This documentation is not intended as a substitute for and is not to be used for determining suitability or reliability of these products for specific user applications. It is the duty of any such user or integrator to perform the appropriate and complete risk analysis, evaluation and testing of the products with respect to the relevant specific application or use thereof. Neither Schneider Electric Industries SAS nor any of its affiliates or subsidiaries shall be responsible or liable for misuse of the information contained herein.





Environment

Product certifications	VDE[RETURN]ATEX[RETURN]LR[RETURN]CSA[RETURN]GL[RETURN]DNV[RETURN]EAC[RE Ex[RETURN]cURus
Dielectric strength	1000 V conforming to IEC 60243-1
Ambient air temperature for operation	-40...130 °C conforming to IEC 60216-1 -40...130 °C conforming to VDE 0304-T21

Packing Units

Unit Type of Package 1	PCE
Number of Units in Package 1	1
Package 1 Height	0.800 cm
Package 1 Width	4.800 cm
Package 1 Length	4.800 cm
Package 1 Weight	13.000 g
Unit Type of Package 2	BB1
Number of Units in Package 2	50
Package 2 Height	5.000 cm
Package 2 Width	5.800 cm
Package 2 Length	32.000 cm
Package 2 Weight	678.000 g
Unit Type of Package 3	P06
Number of Units in Package 3	10400
Package 3 Height	75.000 cm
Package 3 Width	60.000 cm
Package 3 Length	80.000 cm
Package 3 Weight	151.944 kg

Offer Sustainability

Sustainable offer status	Green Premium product
REACH Regulation	 REACH Declaration
EU RoHS Directive	Compliant with Exemptions
Mercury free	Yes
China RoHS Regulation	 China RoHS Declaration
RoHS exemption information	 Yes
Environmental Disclosure	 Product Environmental Profile
Circularity Profile	No need of specific recycling operations
WEEE	The product must be disposed on European Union markets following specific waste collection and never end up in rubbish bins
Halogen content performance	Halogen free plastic parts product
California proposition 65	WARNING: This product can expose you to chemicals including: Lead and lead compounds, which is known to the State of California to cause cancer and birth defects or other reproductive harm. For more information go to www.P65Warnings.ca.gov

Contractual warranty

Warranty	18 months
----------	-----------