



Main

Range of product	Harmony Control Relays
Relay type	Multifunction voltage control relay
Product or component type	Voltage control relay
Relay name	RM35UA
Relay monitored parameters	Overvoltage or undervoltage detection
Time delay	Adjustable 0.3...30 s, 0 + 10 % Tt- time delay upon fault
Switching capacity in VA	1250 VA
Measurement range	15...600 V AC/DC
Contacts type and composition	2 C/O

Complementary

Reset time	1500 ms time delay
Maximum switching voltage	250 V AC/DC
Minimum switching current	10 mA at 5 V DC
Maximum switching current	5 A AC/DC
Operating voltage tolerance	- 15 % + 10 % Un
Supply voltage limits	20.4...264 V AC/DC
Power consumption in VA	0...3.5 VA AC
Maximum power consumption in W	0.6 W DC
Control circuit frequency	40...70 Hz +/- 10 %
Immunity to microbreaks	10 ms
Resistance across terminals	150 MOhm at E1-M terminals 300 MOhm at E2-M terminals 600 mOhm at E3-M terminals
Output contacts	2 C/O
Nominal output current	5 A
Hysteresis	5...50 % of threshold setting
Measurement accuracy	+/- 10 % of the full scale value
Polarity	Non reversible polarity on DC supply
Delay at power up	600 ms
Maximum measuring cycle	30 ms measurement cycle as true rms value
Repeat accuracy	+/- 0.5 % for input and measurement circuit +/- 2 % for time delay
Measurement error	+/- 0.05 %/°C with temperature variation < 1 % over the whole range with voltage variation
Sensitivity scale	15...150 V E1-M terminals 30...300 V E2-M terminals 60...600 V E3-M terminals
Threshold setting	10...100 %
Quality labels	CE

The information provided in this documentation contains general descriptions and/or technical characteristics of the performance of the products contained herein. This documentation is not intended as a substitute for and is not to be used for determining suitability or reliability of these products for specific user applications. It is the duty of any such user or integrator to perform the appropriate and complete risk analysis, evaluation and testing of the products with respect to the relevant specific application or use thereof. Neither Schneider Electric Industries SAS nor any of its affiliates or subsidiaries shall be responsible or liable for misuse of the information contained herein.

Insulation resistance	> 500 MOhm at 500 V DC between supply and relay output conforming to IEC 60255-5 > 500 MOhm at 500 V DC between measurement and relay output conforming to IEC 60664-1 > 1 MOhm at 500 V DC between supply and measurement conforming to IEC 60255-5 > 500 MOhm at 500 V DC between supply and relay output conforming to IEC 60664-1 > 500 MOhm at 500 V DC between measurement and relay output conforming to IEC 60255-5 > 1 MOhm at 500 V DC between supply and measurement conforming to IEC 60664-1
Operating position	Any position without derating
Local signalling	LED (green) for power ON LED (yellow) for relay ON
Overvoltage category	III conforming to IEC 60664-1
[Ui] rated insulation voltage	250 V conforming to IEC 60664-1 600 V conforming to IEC 60664-1
Connections - terminals	Screw terminals, 1 x 0.5...1 x 4 mm ² (AWG 20...AWG 11) solid without cable end Screw terminals, 2 x 0.5...2 x 2.5 mm ² (AWG 20...AWG 14) solid without cable end Screw terminals, 1 x 0.2...2 x 2.5 mm ² (AWG 24...AWG 12) flexible with cable end Screw terminals, 2 x 0.2...2 x 1.5 mm ² (AWG 24...AWG 16) flexible with cable end
Tightening torque	0.6...1 N.m conforming to IEC 60947-1
Housing material	Self-extinguishing plastic
Mounting support	35 mm symmetrical DIN rail conforming to IEC 60715
Electrical durability	100000 cycles
Mechanical durability	30000000 cycles
Operating rate	<= 360 operations/hour full load
Utilisation category	AC-12 conforming to IEC 60947-5-1 AC-13 conforming to IEC 60947-5-1 AC-14 conforming to IEC 60947-5-1 AC-15 conforming to IEC 60947-5-1 DC-12 conforming to IEC 60947-5-1 DC-13 conforming to IEC 60947-5-1 DC-14 conforming to IEC 60947-5-1
[Un] rated nominal voltage	24...240 V AC/DC 50/60 Hz, non self-powered
Safety reliability data	B10d = 290000 MTTFd = 308.2 years
Control type	Without test button
Width	35 mm
Net weight	0.08 kg

Environment






Electromagnetic compatibility	Emission standard for industrial environments conforming to IEC 61000-6-4 Emission standard for residential, commercial and light-industrial environments conforming to IEC 61000-6-3 Immunity for industrial environments conforming to NF EN/IEC 61000-6-2
Ambient air temperature for operation	-20...50 °C
Vibration resistance	0.35 mm (f= 5...57.6 Hz) conforming to IEC 60068-2-6 1 gn (f= 57.6...150 Hz) conforming to IEC 60255-21-1
Shock resistance	5 gn conforming to IEC 60068-2-27
Standards	IEC 60255-6
Product certifications	GOST[RETURN]UL[RETURN]GL[RETURN]C-Tick[RETURN]CSA
Ambient air temperature for storage	-40...70 °C
Relative humidity	95 % at 55 °C conforming to IEC 60068-2-30
IP degree of protection	IP20 (terminals) conforming to IEC 60529 IP30 (casing) conforming to IEC 60529
Pollution degree	3 conforming to IEC 60664-1
Directives	73/23/EEC - low voltage directive 89/336/EEC - electromagnetic compatibility

Dielectric test voltage	2 KV, 1 min AC 50 Hz conforming to IEC 60255-5 2 kV, 1 min AC 50 Hz conforming to IEC 60664-1
Non-dissipating shock wave	4 KV conforming to IEC 60255-5 4 KV conforming to IEC 60664-1 4 kV conforming to IEC 61000-4-5

Packing Units

Unit Type of Package 1	PCE
Number of Units in Package 1	1
Package 1 Height	4.5 cm
Package 1 Width	7.8 cm
Package 1 Length	9.6 cm
Package 1 Weight	136.0 g
Unit Type of Package 2	S03
Number of Units in Package 2	48
Package 2 Height	30.0 cm
Package 2 Width	30.0 cm
Package 2 Length	40.0 cm
Package 2 Weight	7.271 kg

Offer Sustainability

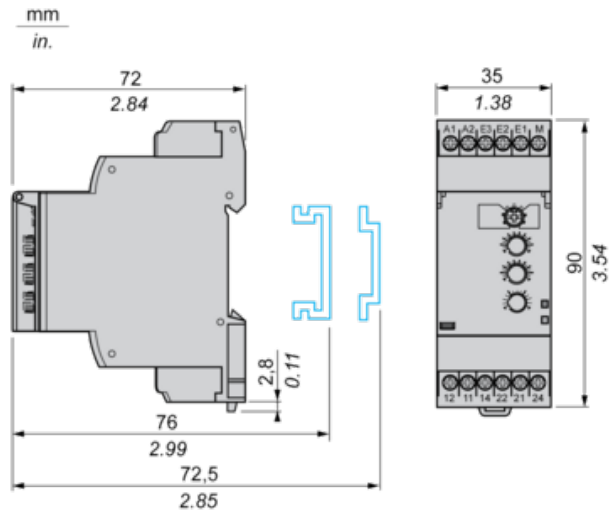
Sustainable offer status	Green Premium product
REACH Regulation	 REACH Declaration
EU RoHS Directive	Pro-active compliance (Product out of EU RoHS legal scope)
Mercury free	Yes
China RoHS Regulation	 China RoHS Declaration
RoHS exemption information	 Yes
Environmental Disclosure	 Product Environmental Profile
Circularity Profile	 End Of Life Information
WEEE	The product must be disposed on European Union markets following specific waste collection and never end up in rubbish bins
California proposition 65	WARNING: This product can expose you to chemicals including: Lead and lead compounds, which is known to the State of California to cause cancer and birth defects or other reproductive harm. For more information go to www.P65Warnings.ca.gov

Contractual warranty

Warranty	18 months
----------	-----------

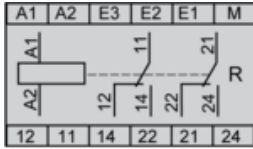
Multifunction Voltage Control Relays

Dimensions and Mounting



Multifunction Voltage Control Relays

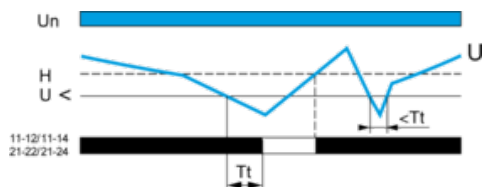
Wiring Diagram



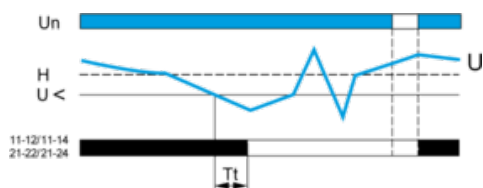
Function Diagrams

Undervoltage Control

Without memory ("No Memory" mode)

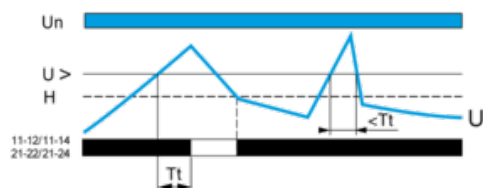


With memory ("Memory" mode)

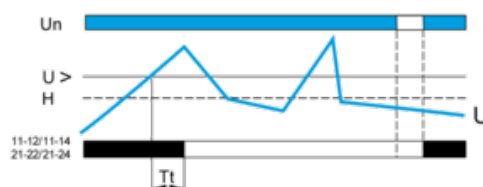


Overvoltage Control

Without memory ("No Memory" mode)



With memory ("Memory" mode)



Legend

Tt Time delay after crossing of threshold

Un Nominal supply voltage

U Monitored supply voltage

H Hysteresis

U> Overvoltage threshold

U< Undervoltage threshold

11-12/11-14, 21-22/21-24 Output relay connections

Relay status: black color = energized.

NOTE: In "Memory" mode, the relay opens when crossing of the threshold is detected and then stays in that position. The power supply voltage must be switched off to reset the product.